

## Revision of Lecture Fifteen

- Previous lecture introduces generic structure of adaptive equalisation
  - Adaptive signal processing/filtering is an enabling technology for communications, and adaptive equalisation is just a particular example
  - Concepts of cost function and optimisation, adaptive FIR filter
- This lecture looks into optimal FIR filter design known as **Wiener filter** or **minimum mean square error** solution
  - This Wiener design embodies most important ideas of adaptive filtering
  - It is most widely used design principle in communication applications
  - It has important influence on new designs



# Wiener Filters

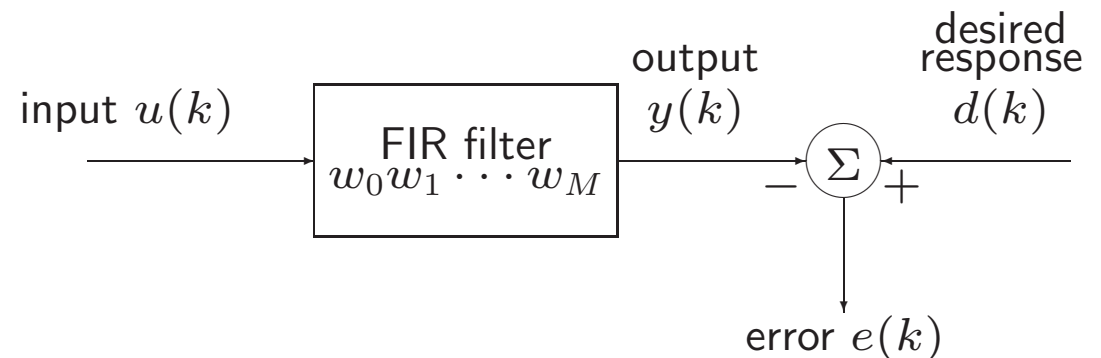
- **Wiener** filter is the optimal FIR filter in the **MMSE** sense

Define the FIR filter weight vector

$$\mathbf{w} = [w_0 \ w_1 \ \cdots \ w_M]^T$$

and the filter input vector

$$\mathbf{u}(k) = [u(k) \ u(k-1) \ \cdots \ u(k-M)]^T$$



The actual filter output and the **error signal** are given by

$$y(k) = \sum_{i=0}^M w_i^* u(k-i) = \mathbf{w}^H \mathbf{u}(k) \quad e(k) = d(k) - y(k) = d(k) - \mathbf{w}^H \mathbf{u}(k)$$

- Assuming the **desired signal**  $d(k)$  and the **filter input**  $u(k)$  are wide-sense stationary, the **optimal Wiener solution**  $\hat{\mathbf{w}}$  minimises the MSE

$$J(\mathbf{w}) = \mathbb{E}[|e(k)|^2] = \mathbb{E}[e(k)e^*(k)]$$

- Define the desired signal power  $\sigma_d^2 = \mathbb{E}[|d(k)|^2]$ , the autocorrelations  $\gamma(l) = \mathbb{E}[u(k)u^*(k-l)]$  for  $0 \leq l \leq M$ , and the crosscorrelations  $p(l) = \mathbb{E}[d^*(k)u(k-l)]$  for  $0 \leq l \leq M$

## Wiener Filters (continue)

- Since the square error  $|e(k)|^2 = d(k)d^*(k) - d(k)\mathbf{u}^H(k)\mathbf{w} - \mathbf{w}^H\mathbf{u}(k)d^*(k) + \mathbf{w}^H\mathbf{u}(k)\mathbf{u}^H(k)\mathbf{w}$ ,

$$J(\mathbf{w}) = E[|e(k)|^2] = \sigma_d^2 - \mathbf{p}^H\mathbf{w} - \mathbf{w}^H\mathbf{p} + \mathbf{w}^H\mathbf{R}\mathbf{w}$$

where

$$\mathbf{p} = \begin{bmatrix} p(0) \\ p(1) \\ \vdots \\ p(M) \end{bmatrix} \quad \text{and} \quad \mathbf{R} = \begin{bmatrix} \gamma(0) & \gamma(1) & \cdots & \gamma(M) \\ \gamma^*(1) & \gamma(0) & \cdots & \gamma(M-1) \\ \vdots & \vdots & \ddots & \vdots \\ \gamma^*(M) & \gamma^*(M-1) & \cdots & \gamma(0) \end{bmatrix}$$

- For  $\hat{\mathbf{w}}$  to be a minimum point of  $J(\mathbf{w})$ :

$$\nabla J(\mathbf{w})|_{\mathbf{w}=\hat{\mathbf{w}}} = 0 \quad (\text{necessary}) \quad \left. \frac{\partial^2 J(\mathbf{w})}{\partial \mathbf{w}^2} \right|_{\mathbf{w}=\hat{\mathbf{w}}} \quad \text{is positive definite} \quad (\text{sufficient})$$

that is,  $-2\mathbf{p} + 2\mathbf{R}\hat{\mathbf{w}} = 0$  (necessary), and  $\mathbf{R}$  is positive definite (sufficient)

- Necessary condition  $\rightarrow$  Wiener-Hopf equations:  $\mathbf{R}\hat{\mathbf{w}} = \mathbf{p}$ , which gives the Wiener solution

$$\hat{\mathbf{w}} = \mathbf{R}^{-1}\mathbf{p}$$

Since this is the only minimum, it is a **global minimum**. Note that the correlation matrix  $\mathbf{R}$  is always nonnegative definite. When  $\mathbf{R}$  is positive definite, the inverse  $\mathbf{R}^{-1}$  exists

## Orthogonal Principle and MSE surface

- The Wiener filter error  $\hat{e}(k) = d(k) - \hat{\mathbf{w}}^H \mathbf{u}(k)$  is **orthogonal** to the filter input vector:  $\mathbb{E}[\hat{e}^*(k)\mathbf{u}(k)] = \mathbf{0}$ , and as a consequence, the MMSE filter output  $\hat{y}(k) = \hat{\mathbf{w}}^H \mathbf{u}(k)$  is orthogonal to its error:  $\mathbb{E}[\hat{e}^*(k)\hat{y}(k)] = 0$
- The MSE is a bowl-shaped  $(2(M + 1) + 1)$ -dimensional surface ( $(M + 1) + 1$  in real case)

$$J(\mathbf{w}) = \sigma_d^2 - \mathbf{p}^H \mathbf{w} - \mathbf{w}^H \mathbf{p} + \mathbf{w}^H \mathbf{R} \mathbf{w}$$

and has a unique minimum at  $\mathbf{w} = \hat{\mathbf{w}}$ . Since the MMSE

$$J_{\min} = J(\hat{\mathbf{w}}) = \sigma_d^2 - \mathbf{p}^H \mathbf{R}^{-1} \mathbf{p} = \sigma_d^2 - \sigma_{\hat{y}}^2$$

where  $\mathbb{E}[|\hat{y}(k)|^2] = \sigma_{\hat{y}}^2 = \mathbb{E}[\hat{\mathbf{w}}^H \mathbf{u}(k) \mathbf{u}^H(k) \hat{\mathbf{w}}] = \mathbf{p}^H \mathbf{R}^{-1} \mathbf{p}$ , the MSE for  $\mathbf{w}$  can be written as

$$J(\mathbf{w}) = J_{\min} + (\mathbf{w} - \hat{\mathbf{w}})^H \mathbf{R} (\mathbf{w} - \hat{\mathbf{w}})$$

- The **eigenvalues** of  $\mathbf{R}$  are the solutions  $\lambda_0, \lambda_1, \dots, \lambda_M$  of  $\det(\mathbf{R} - \lambda \mathbf{I}) = 0$ , and the **condition number** is the ratio of largest eigenvalue to smallest eigenvalue

$$\chi(\mathbf{R}) = \frac{\lambda_{\max}}{\lambda_{\min}}$$

# Eigenvalue Spread

- The ratio  $\chi(\mathbf{R})$  is called **eigenvalue spread**, and it determines the **performance** of an **adaptive algorithm**

$\chi(\mathbf{R}) \geq 1$ : If  $\mathbf{R}$  is singular,  $\lambda_{\min} = 0$  and  $\chi(\mathbf{R}) = \infty$ ;  $\mathbf{R}$  is **ill conditioned** if  $\chi(\mathbf{R})$  is large.

- Example of real channel and modulation with the channel  $r(k) = 0.5s(k) + 1.0s(k-1) + n(k)$ , the equaliser  $y(k) = w_0r(k) + w_1r(k-1) + w_2r(k-2)$ , and the desired response  $d(k) = s(k-1)$ , where  $n(k)$  is white Gaussian with zero mean and variance  $\sigma_n^2 = 0.25$ , and  $s(k)$  is BPSK taking value from  $\{\pm 1\}$
- The auto-correlation matrix and the cross-correlation vector are:

$$\mathbf{R} = \begin{bmatrix} 1.5 & 0.5 & 0.0 \\ 0.5 & 1.5 & 0.5 \\ 0.0 & 0.5 & 1.5 \end{bmatrix} \quad \mathbf{p} = \begin{bmatrix} 1.0 \\ 0.5 \\ 0.0 \end{bmatrix}$$

The eigenvalues and the MMSE error solution are

$$\begin{aligned} \lambda_0 &= 1.5 + \sqrt{0.5} \\ \lambda_1 &= 1.5 \\ \lambda_2 &= 1.5 - \sqrt{0.5} \end{aligned} \quad \hat{\mathbf{w}} = \begin{bmatrix} 0.6190 \\ 0.1429 \\ -0.0476 \end{bmatrix}$$

The MMSE is  $J_{\min} = 0.3095$ , and the eigenvalue spread is  $\chi(\mathbf{R}) = 2.7836$



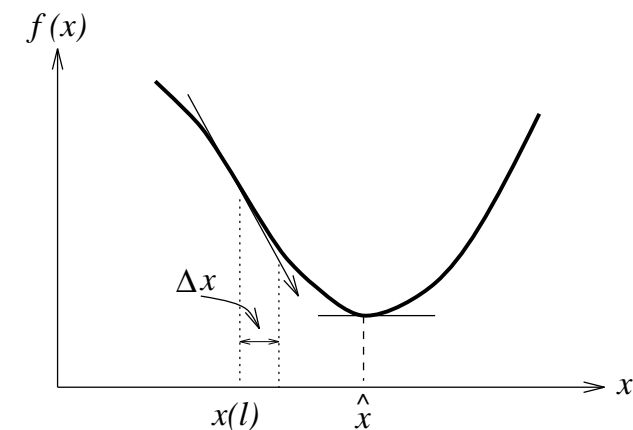
# Steepest Descent Algorithm

- There are many reasons for not computing  $\mathbf{R}^{-1}$  directly  $\rightarrow$  **gradient descent** for the MMSE solution
- For function of a scalar variable  $f(x)$ , noting that **negative gradient** points “**downhill**” and starting from an initial guess  $x(0)$ , we can use:

$$x(l+1) = x(l) + \Delta x(l) = x(l) + \left( -\mu \frac{\partial f}{\partial x} \Big|_{x=x(l)} \right)$$

This iteration loop will lead to  $x(l) \rightarrow \hat{x}$  at which point

$$\frac{\partial f}{\partial x} \Big|_{x=\hat{x}} = 0$$



- For the FIR filter  $y(k) = \mathbf{w}^H \mathbf{u}(k)$  with  $e(k) = d(k) - y(k)$ ,

$$J(\mathbf{w}) = \sigma_d^2 - \mathbf{p}^H \mathbf{w} - \mathbf{w}^H \mathbf{p} + \mathbf{w}^H \mathbf{R} \mathbf{w} \quad \text{and} \quad \hat{\mathbf{w}} = \mathbf{R}^{-1} \mathbf{p}$$

- Iteration procedure based on gradient so that  $\mathbf{w}(l) \rightarrow \hat{\mathbf{w}}$ , with **Algorithm**:
  1. Initial value  $\mathbf{w}(0)$
  2.  $\nabla J(l) = \nabla J(\mathbf{w}(l)) = -2\mathbf{p} + 2\mathbf{R}\mathbf{w}(l)$
  3.  $\mathbf{w}(l+1) = \mathbf{w}(l) + \frac{1}{2}\mu(-\nabla J(l)) = \mathbf{w}(l) + \mu(\mathbf{p} - \mathbf{R}\mathbf{w}(l))$
  4. Go back to step 2

# Analysis of Steepest Descent Algorithm

- Note that the steepest descent algorithm involves feedback  $e(k) \rightarrow$  stability consideration and the value of  $\mu$  is critical. Also the underlying system is characterised by the eigenvalue spread
- Stability analysis:** Necessary and sufficient condition for

$$\lim_{l \rightarrow \infty} \mathbf{w}(l) = \hat{\mathbf{w}}$$

is

$$0 < \mu < \frac{2}{\lambda_{\max}}$$

- Time constant of the algorithm**  $\tau_a$  defines how quickly the algorithm converges to a steady-state solution on average. It can be shown that

$$\frac{-1}{\log(|1 - \mu\lambda_{\max}|)} \leq \tau_a \leq \frac{-1}{\log(|1 - \mu\lambda_{\min}|)}$$

Note

$$\tau_a \approx \frac{1}{\mu\lambda_{\min}}$$

But

$$\mu \propto \frac{1}{\lambda_{\max}} \Rightarrow \tau_a \propto \frac{\lambda_{\max}}{\lambda_{\min}} = \chi(\mathbf{R})$$

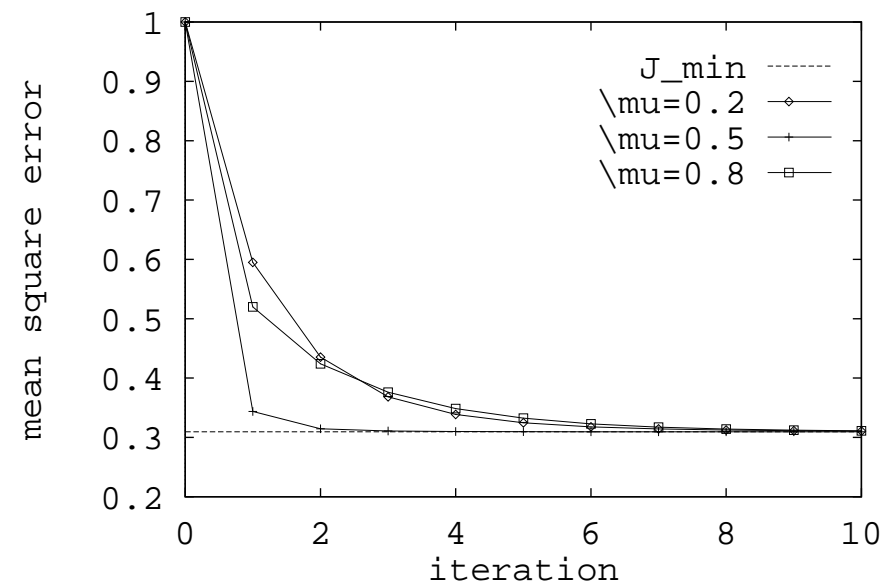
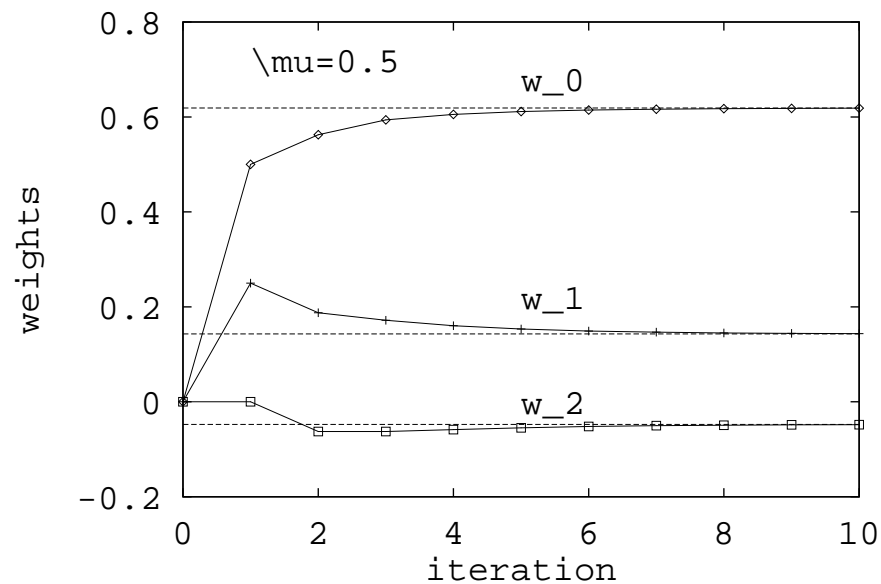
This clearly shows that the **eigenvalue spread influences rate of convergence**



## Example

- Example as in Slide 190: The steepest-descent algorithm is used. The step-size parameter  $\mu$  should satisfy

$$0 < \mu < \frac{2}{\lambda_{\max}} = \frac{2}{1.5 + \sqrt{0.5}} \quad \text{or} \quad 0 < \mu < 0.9$$





## Sample-by-Sample Adaptation

- Recall that the steepest descent algorithm can be used to obtain the **Wiener** (MMSE) solution  
 $\Downarrow$  It requires **ensemble averages**  $\mathbf{R}$  and  $\mathbf{p}$ , usually not available. These statistics may be approximated by time-averaging

$$\bar{\gamma}(l) = \frac{1}{N} \sum_{k=1}^N u(k)u^*(k-l) \quad \bar{p}(l) = \frac{1}{N} \sum_{k=1}^N d^*(k)u(k-l)$$

$\Downarrow$  But  $u(k)$  and  $d(k)$  can be nonstationary, and it would be better to update the filter as each new data sample is taken

$\Downarrow$  Many practical applications require extremely fast computation per sample, as sampling rate can be very fast

- These considerations  $\rightarrow$  a **stochastic gradient-based** method

In the steepest descent method:  $\nabla J(\mathbf{w}(l)) = -2\mathbf{p} + 2\mathbf{R}\mathbf{w}(l)$  with  $\mathbf{R} = \mathbf{E}[\mathbf{u}(k)\mathbf{u}^H(k)]$  and  $\mathbf{p} = \mathbf{E}[\mathbf{u}(k)d^*(k)]$ . All the quantities are deterministic

In a stochastic gradient-based method: instantaneous “estimates”  $\tilde{\mathbf{R}}(k) = \mathbf{u}(k)\mathbf{u}^H(k)$  and  $\tilde{\mathbf{p}}(k) = \mathbf{u}(k)d^*(k)$  are used to provides gradient of the instantaneous squared error  $\tilde{J}(k) = |e(k)|^2$

$$\nabla \tilde{J}(k) = -2\mathbf{u}(k)d^*(k) + 2\mathbf{u}(k)\mathbf{u}^H(k)\tilde{\mathbf{w}}(k) = -2\mathbf{u}(k)e^*(k)$$

where  $e(k) = d(k) - \tilde{\mathbf{w}}^H(k)\mathbf{u}(k)$ . All the quantities are noisy or stochastic

# Least Mean Square Algorithm

- This is probably the simplest adaptive algorithm, involving three steps per cycle:

1. Compute the filter output

$$y(k) = \tilde{\mathbf{w}}^H(k)\mathbf{u}(k)$$

2. Compute the estimation error

$$e(k) = d(k) - y(k)$$

3. Update the tap weights

$$\tilde{\mathbf{w}}(k+1) = \tilde{\mathbf{w}}(k) + \frac{1}{2}\mu\nabla\tilde{J}(k) = \tilde{\mathbf{w}}(k) + \mu\mathbf{u}(k)e^*(k)$$

- The step size  $\mu$  must be properly chosen, the mean of  $\tilde{\mathbf{w}}(k)$  is:

$$\mathbf{E}[\tilde{\mathbf{w}}(k)]$$

and the mean square error is:

$$J(k) = \mathbf{E}[|e(k)|^2] = \mathbf{E}[|d(k) - \tilde{\mathbf{w}}^H(k)\mathbf{u}(k)|^2]$$

- Note  $\tilde{\mathbf{w}}(k)$  is stochastic and we have to talk about convergence in mean and/or mean square error
- Surprisingly, this LMS algorithm actually works, but its convergence analysis is extremely difficult

## Analysis in Stationary Environment

- Assuming  $u(k)$  and  $d(k)$  are jointly wide sense stationary and some other simplified assumptions:
  - Convergence in mean:**

$$\lim_{k \rightarrow \infty} \mathbf{E}[\tilde{\mathbf{w}}(k)] = \hat{\mathbf{w}} \quad \text{provided that } 0 < \mu < \frac{2}{\lambda_{\max}}$$

- Convergence in mean square:** where  $J(\infty)$  ( $> J_{\min}$ ) is finite,

$$\lim_{k \rightarrow \infty} J(k) = J(\infty) \quad \text{if and only if } 0 < \mu < \frac{2}{\lambda_{\max}} \quad \text{and} \quad \sum_{i=0}^M \frac{\mu \lambda_i}{2(1 - \mu \lambda_i)} < 1$$

- Steady state mean square error** is given by

$$J(\infty) = \frac{J_{\min}}{1 - \frac{1}{2} \sum_{i=0}^M \mu \lambda_i / (1 - \mu \lambda_i)}$$

- Excess mean square error** is defined as

$$J_{\text{ex}}(\infty) = J(\infty) - J_{\min} = J_{\min} \times \frac{\frac{1}{2} \sum_{i=0}^M \mu \lambda_i / (1 - \mu \lambda_i)}{1 - \frac{1}{2} \sum_{i=0}^M \mu \lambda_i / (1 - \mu \lambda_i)}$$

- Misadjustment** is defined by

$$\mathcal{M} = \frac{J_{\text{ex}}(\infty)}{J_{\min}} = \frac{\frac{1}{2} \sum_{i=0}^M \mu \lambda_i / (1 - \mu \lambda_i)}{1 - \frac{1}{2} \sum_{i=0}^M \mu \lambda_i / (1 - \mu \lambda_i)}$$

## Influence of Eigenvalue Spread

- Define the average eigenvalue

$$\lambda_{\text{av}} = \frac{1}{M+1} \sum_{i=0}^M \lambda_i$$

and the average time constant of the LMS algorithm

$$\tau_{\text{mse,av}} = \frac{-1}{2 \log(|1 - \mu \lambda_{\text{av}}|)} \approx \frac{1}{2\mu \lambda_{\text{av}}}$$

- If step size is chosen as  $\mu \ll \frac{1}{\lambda_{\text{max}}}$ , condition for convergence in mean square becomes:  $0 < \mu < \frac{2}{\sum_{i=0}^M \lambda_i}$ . With this choice of  $\mu$ , the misadjustment is approximately by

$$\mathcal{M} \approx \frac{\mu}{2} \sum_{i=0}^M \lambda_i = \frac{\mu(M+1)\lambda_{\text{av}}}{2} \approx \frac{M+1}{4\tau_{\text{mse,av}}}$$

- Noting that  $\mathcal{M} \propto \mu$  and  $\tau_{\text{mse,av}} \propto \frac{1}{\mu}$ , a **careful trade off** is required in choosing  $\mu$ : small  $\mu$  leads to small  $\mathcal{M}$  but large  $\mu$  leads to fast convergence
- Noting that  $\tau_{\text{mse,av}} \approx \frac{1}{\mu \lambda_{\text{min}}} \propto \chi(\mathbf{R})$ , the **rate of convergence is determined by the eigenvalue spread**: in general, when  $\chi(\mathbf{R})$  is large, the LMS converges slowly

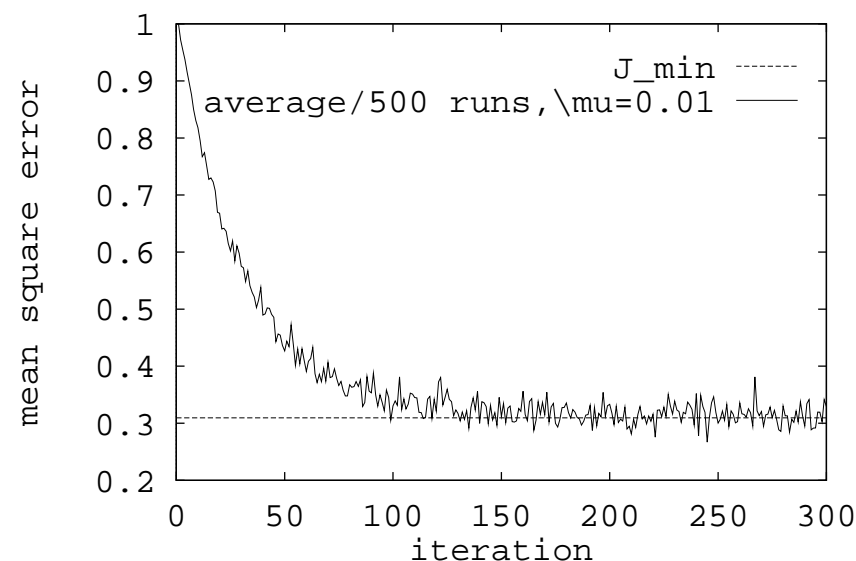
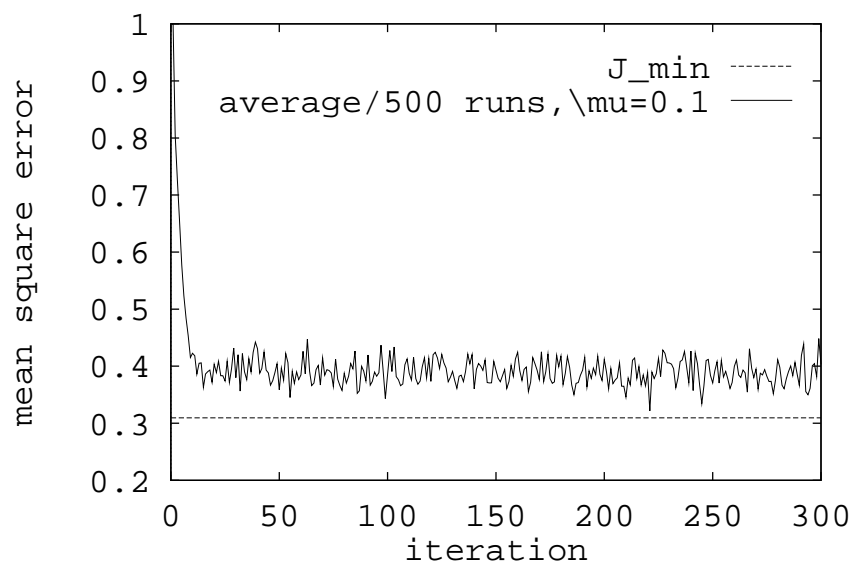
## Example

- Example as in Slide 190 but the LMS is used. In computer simulation,  $E[\tilde{\mathbf{w}}(k)]$  and  $J(k)$  are approximated using sample averages over 500 different runs

$$\mu \ll \frac{1}{\lambda_{\max}} \quad \text{and} \quad \mu < \frac{2}{\sum_{i=0}^M \lambda_i}$$

$$\implies \mu \ll 0.45 \quad \text{and} \quad \mu < 0.44$$

$\mu$	Theoretical $J_{\text{ex}}(\infty)$	Simulation $J_{\text{ex}}(\infty)$
0.10	0.1162	0.10
0.05	0.0435	0.04
0.01	0.0073	0.01



## Summary

- Wiener (MMSE) solution:  $\hat{\mathbf{w}} = \mathbf{R}^{-1}\mathbf{p}$
- MSE surface  $J(\mathbf{w}) = \sigma_d^2 - \mathbf{p}^H \mathbf{w} - \mathbf{w}^H \mathbf{p} + \mathbf{w}^H \mathbf{R} \mathbf{w} = J_{\min} + (\mathbf{w} - \hat{\mathbf{w}})^H \mathbf{R} (\mathbf{w} - \hat{\mathbf{w}})$  is quadratic with the MMSE given by  $J_{\min} = \sigma_d^2 - \mathbf{p}^H \mathbf{R}^{-1} \mathbf{p}$
- Steepest-descent algorithm and convergence analysis
- The LMS algorithm:

$$y(k) = \tilde{\mathbf{w}}^H(k) \mathbf{u}(k), \quad e(k) = d(k) - y(k), \quad \tilde{\mathbf{w}}(k+1) = \tilde{\mathbf{w}}(k) + \mu \mathbf{u}(k) e^*(k)$$

- Sufficient conditions for stationary convergence of the LMS

$$\mu \ll \frac{1}{\lambda_{\max}} \quad \text{and} \quad 0 < \mu < \frac{2}{\sum_{i=0}^M \lambda_i}$$

- Misadjustment and convergence rate of the LMS:

$$\mathcal{M} \approx \frac{\mu}{2} \sum_{i=0}^M \lambda_i \implies \mathcal{M} \propto \mu \quad \tau_{\text{mse,av}} \approx \frac{1}{2\mu\lambda_{\text{av}}} \implies \text{convergence time} \propto \frac{1}{\mu}$$

- Effect of eigenvalue spread: the larger eigenvalue spread, the slower convergence rate of LMS