

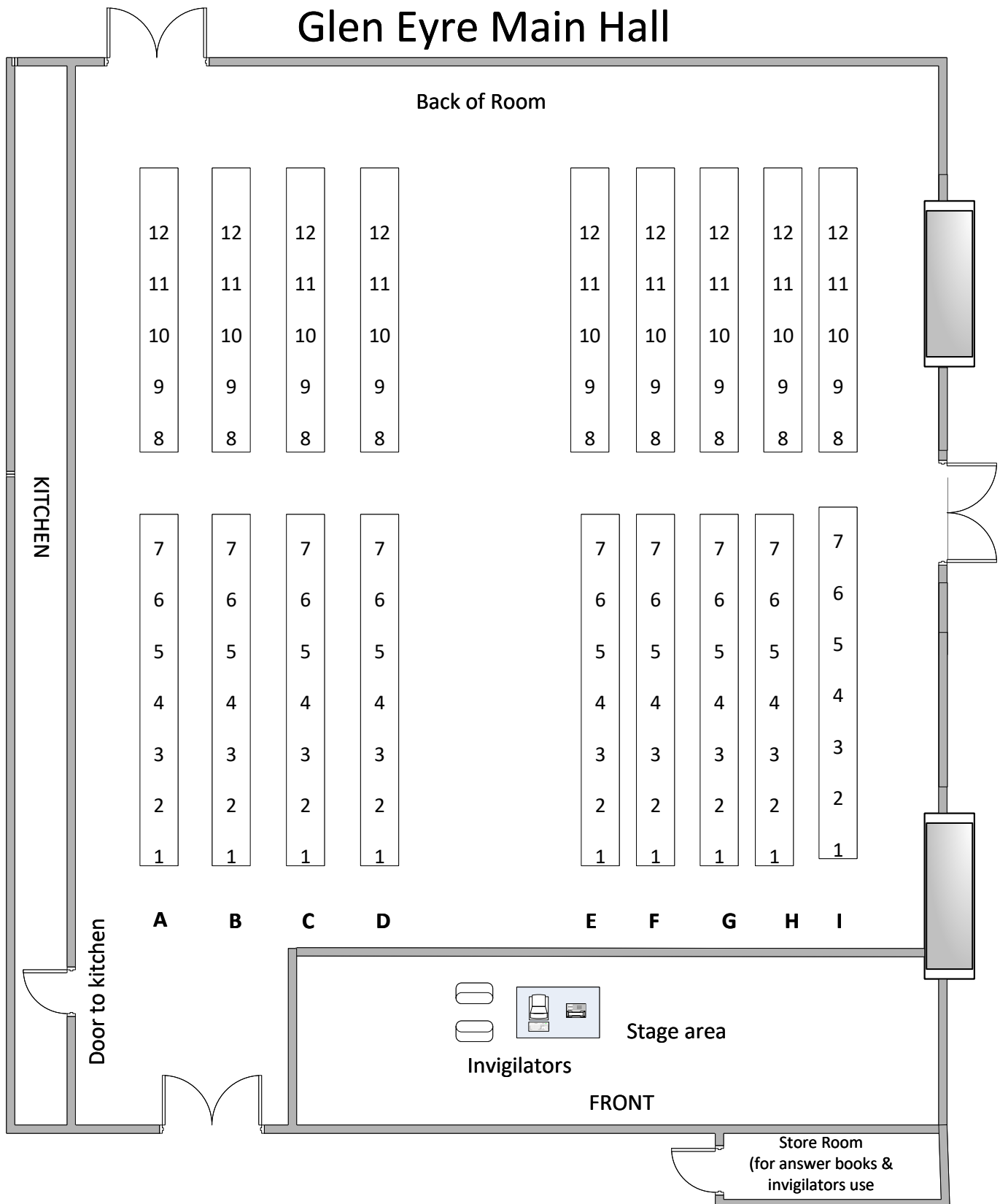
Examination Room Plans

Contents

Page	Room
3	Glen Eyre Main Hall
4	2/1083
5	2/1085
6	2/1089
7	2A/2065 (Riser Desk)
8	2A/2077
9	4/3045 (Z)
10	5/2011
11	5/2015
12	5/2017
13	18/Jubilee Sports Hall
14	25/1007
15	25/1009
16	25/1011 (Z)
17	25/1017 (Z)
18	28/1017 (Z)
19	28/1021 (Z)
20	28/1021 (Z)
21	32/1015
22	35/1001
23	35/1005
24	40/Garden Court A
25	40/Garden Court B
26	42/SU Sports Hall
27	44/1061
28	46/2003
29	46/2005
30	46/3001

Page	Room
31	54/5025
32	54/5027
33	58/1043
34	58/1045
35	58/1047
36	58/1049
37-38	59/Lab 2203/2213
39-40	59/Lab 3229
41	65/2129
42	65/2141
43	67/1037
44	67/Portacabin A
45	67/Portacabin B
46	100/1001
47	100/3023
48	100/4013
49	100/5011
50	100/5013 (Z) (Riser Desk)
51	100/5015 (Z) (Riser Desk)
52	100/5017 (Z) (Riser Desk)
53	100/7007 (Z) (Riser Desk)
54	100/7011 (Z)
55	100/7013 (Z) (Riser Desk)
56	100/8009 (Z) (Riser Desk)
57	100/8011 (Z) (Riser Desk)
58	100/8013 (Z) (Riaser Desk)
59	166/21/Lab G1
60	166/27/Lab G2
61	166/37/Lab T

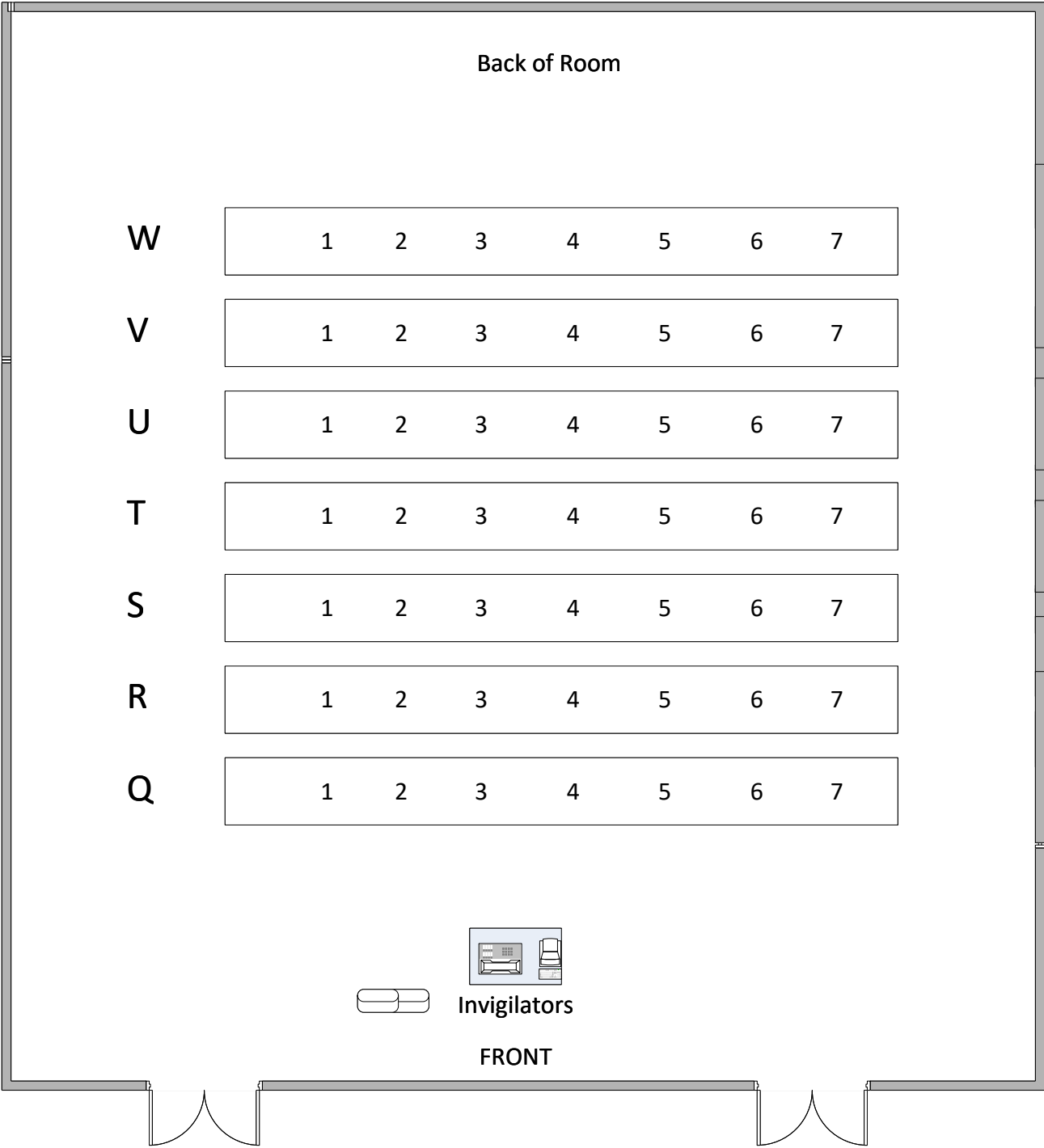
Glen Eyre Main Hall



Glen Eyre Main Hall - Max capacity 108

- Level – Ground Floor
- Toilets – Along corridor by Halls Office
- Telephone – Radio
- Lighting – On left hand wall by stage
- Ventilation – Windows
- Layout - Flat
- Seating - Temporary desks & chairs (delivered by porters)
- Invigilation - 3 members of staff


Building 2/1083



Building 2/1083 - Max capacity 49

- Level – Lower Ground Floor
- Toilets – Lower Ground floor, out of main Foyer and along corridor
- Telephone – Radio
- Lighting – Switch panel on wall
- Ventilation – Automatic
- Layout - Raked
- Seating - Fixed benching
- Invigilation – 2 members of staff


Building 2/1085



Building 2/1085 - Max capacity 48

- Level – Lower Ground Floor
- Toilets – Lower Ground floor, out of main Foyer and along corridor
- Telephone – Radio
- Lighting – Switch panel on wall
- Ventilation – Automatic
- Layout - Raked
- Seating - Fixed benching
- Invigilation – 2 members of staff

Building 2/1089



Building 2/1089 - Max capacity 72

Level –	Lower Ground Floor
Toilets –	Lower Ground floor, out of main Foyer and along corridor
Telephone –	Radio
Lighting –	Switch panel on wall
Ventilation –	Automatic
Layout -	Raked
Seating -	Fixed benching
Invigilation –	2 members of staff

Projection Room

Back of Room

O

N

M

Riser Desk

L

K

J

I

H

G

F

E

S

T

E

P

S

1 2 3

1 2

1 2

3 4 5

3 4 5 6 7

3 4 5 6 7

3 4 5 6 7

3 4 5 6 7

3 4 5 6 7

3 4 5 6 7

3 4 5 6 7

6 7

8 9

8 9

8 9

8 9

8 9

8 9

8 9

6

7

8

9

10

1

2

3

4

5

Invigilators

Large table

FRONT

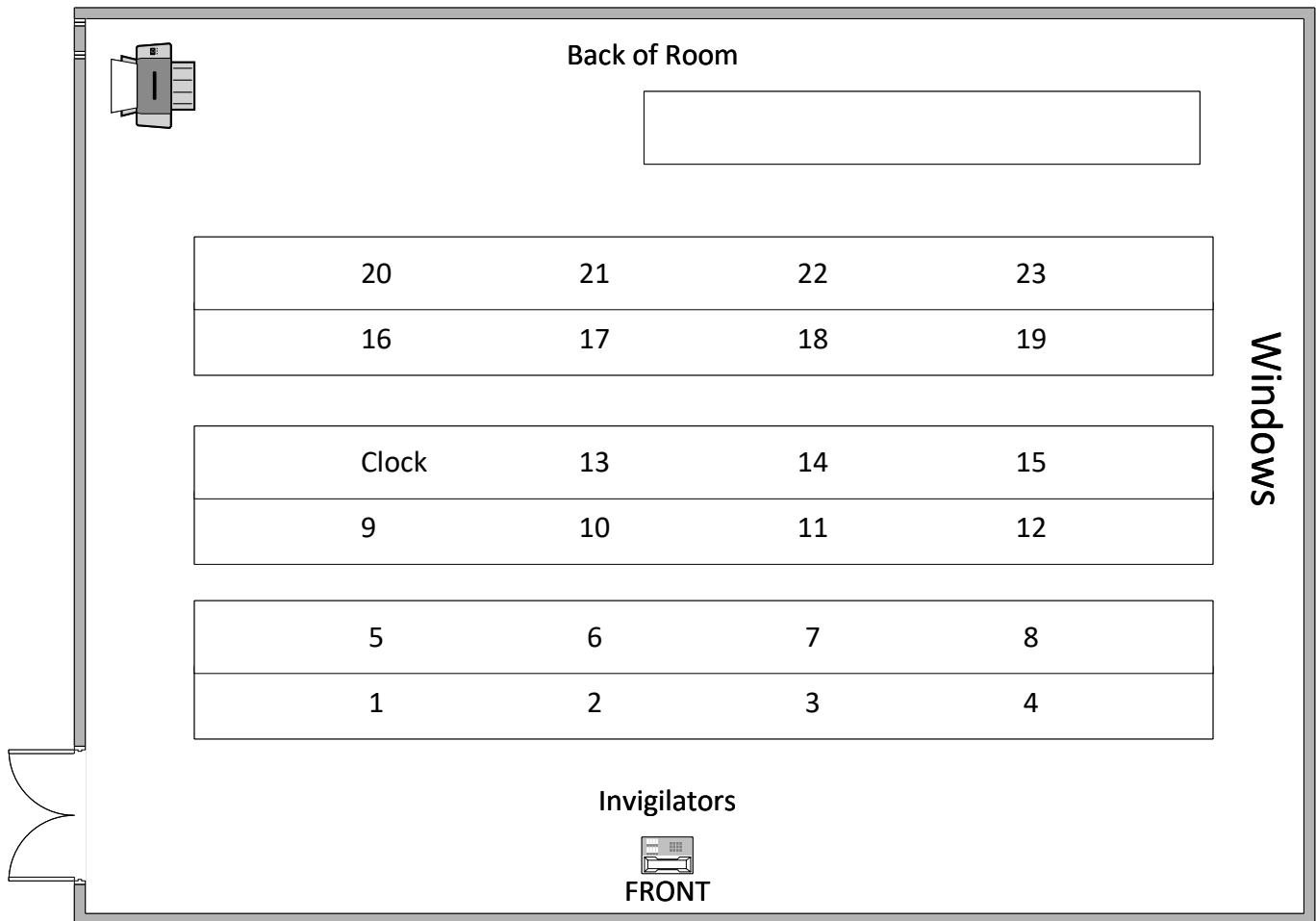
Level –	Lower Ground floor,
Toilets –	In building 6 (Nuffield Theatre)
Telephone –	Radio
Lighting –	Automatic
Ventilation –	Automatic
Layout -	Raked
Seating -	Temporary (delivered by porters) & Fixed Benching
Invigilation–	2 members of staff

The floor plan of the Projection Room is as follows:

- Back of Room:** Labeled at the top left.
- Projection Room:** Labeled at the top center.
- Seating Rows (from back to front):**
 - AB:** 3 seats (1, 2, 3)
 - AA:** 3 seats (1, 2, 3)
 - Z:** 3 seats (1, 2, 3)
 - Y:** 4 seats (1, 2, 3, 4) - preceded by a **Riser Desk**
 - X:** 7 seats (1, 2, 3, 4, 5, 6, 7)
 - W:** 7 seats (1, 2, 3, 4, 5, 6, 7)
 - V:** 7 seats (1, 2, 3, 4, 5, 6, 7)
 - U:** 7 seats (1, 2, 3, 4, 5, 6, 7)
 - T:** 7 seats (1, 2, 3, 4, 5, 6, 7)
 - S:** 7 seats (1, 2, 3, 4, 5, 6, 7)
 - R:** 7 seats (1, 2, 3, 4, 5, 6, 7)
 - Q:** 7 seats (1, 2, 3, 4, 5, 6, 7)
- STEPS:** Labeled vertically on the left side of the seating area.
- CLOAKROOM:** Labeled vertically on the right side of the seating area.
- Front Area:**
 - Invigilators:** Two small rectangular tables with chairs.
 - Large table:** A long rectangular table.
 - FRONT:** Labeled at the bottom center.
 - Doorway through to 2A/2065 (LT – H):** Labeled at the bottom right.

Level –	Lower Ground floor,
Toilets –	In building 6 (Nuffield Theatre)
Telephone –	Radio
Lighting –	Automatic
Ventilation –	Automatic
Layout -	Raked
Seating -	Temporary (delivered by porters) & Fixed Benching
Invigilation -	2 members of staff


Building 4/3045 (Z)



Building 4/3045 (Z) - Max capacity 23 Computer Room

- Level – 3
- Toilets – Level 2
- Telephone – Radio only
- Lighting – Switch on wall
- Ventilation – Windows/Air conditioning
- Layout - Flat
- Seating - Fixed desks and chairs
- Invigilation - 2 members of staff

Building 5/2011



Building 5/2011 - Max capacity 25

- Level – Ground floor, go past reception – through sliding doors. Room 1007 is halfway down on the right hand side
- Toilets – Along the corridor
- Telephone – Radio only
- Lighting – Control panel on wall
- Ventilation – windows/possible air conditioning
- Layout - Raked
- Seating - Fixed benching
- Invigilation - 1 member of staff (Plus 1 floating invigilator across all 3 rooms)

Building 5/2015

Back of Room

M	1	2	3	4	5
L	1	2	3	4	5
K	1	2	3	4	5
J	1	2	3	4	5
I	1	2	3	4	5
H	1	2	3	4	5
G	1	2	3	4	5
F	1	2	3	4	5

FRONT



Invigilators

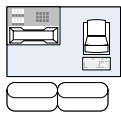
Building 5/2015 - Max capacity 40

- Level – Ground Floor
- Toilets – Ground Floor
- Telephone – Radio
- Lighting – Switch on wall
- Ventilation – Windows
- Layout - Raked
- Seating - Fixed benching
- Invigilation - 1 member of staff (Plus 1 floating invigilator across all 3 rooms)

Building 5/2017

Back of Room

U	1	2	3	4	
T	1	2	3	4	5
S	1	2	3	4	5
R	1	2	3	4	5
Q	1	2	3	4	5
P	1	2	3	4	5
O	1	2	3	4	5
N	1	2	3	4	5



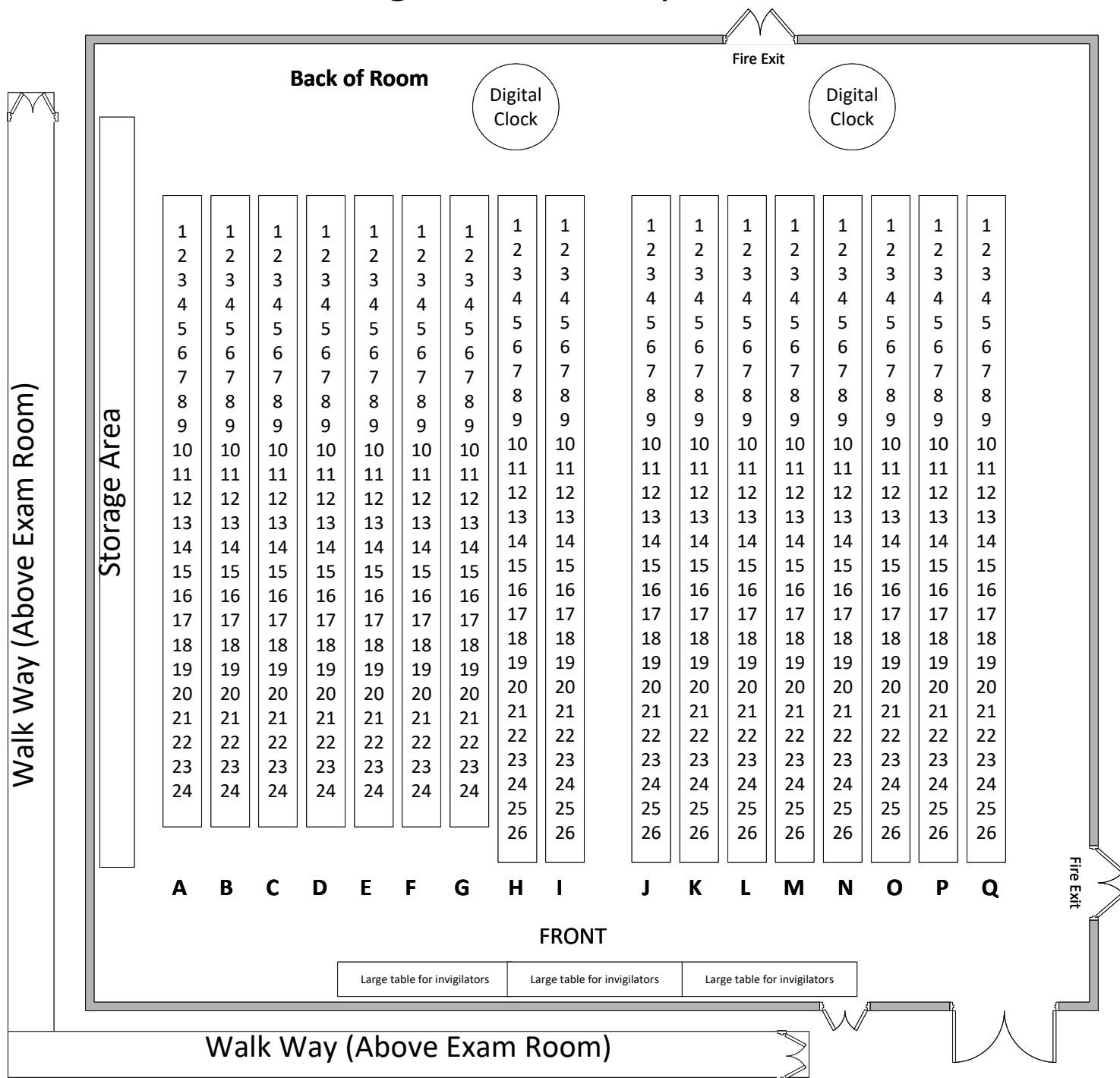
Invigilators

FRONT

Building 5/2017 - Max capacity 39

- Level – Ground Floor
- Toilets – Ground Floor
- Telephone – Radio
- Lighting – Switch on wall
- Ventilation – Windows
- Layout - Raked
- Seating - Fixed benching
- Invigilation - 1 member of staff (Plus 1 floating invigilator across all 3 rooms)

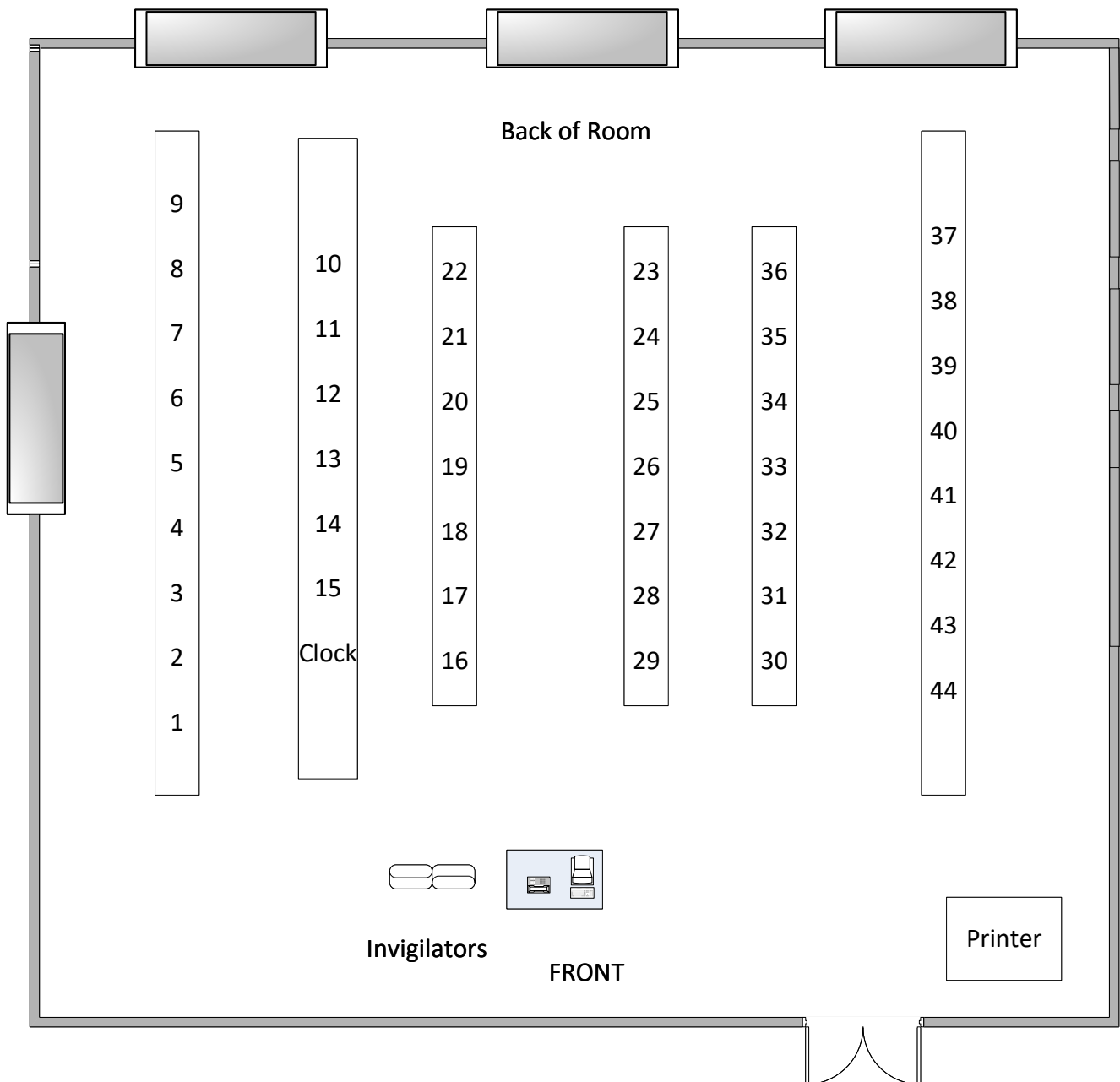
Building 18/Jubilee Sports Hall



Building 18/Jubilee Sports Hall -Max capacity 428

- Level – Ground floor
- Toilets – Along the corridor
- Telephone – Radio only
- Lighting – On wall
- Ventilation – Automatic
- Layout - Flat
- Seating - Temporary desks & chairs (delivered by porters)
- Invigilation - 11 members of staff (Including TL)

Building 25/1007

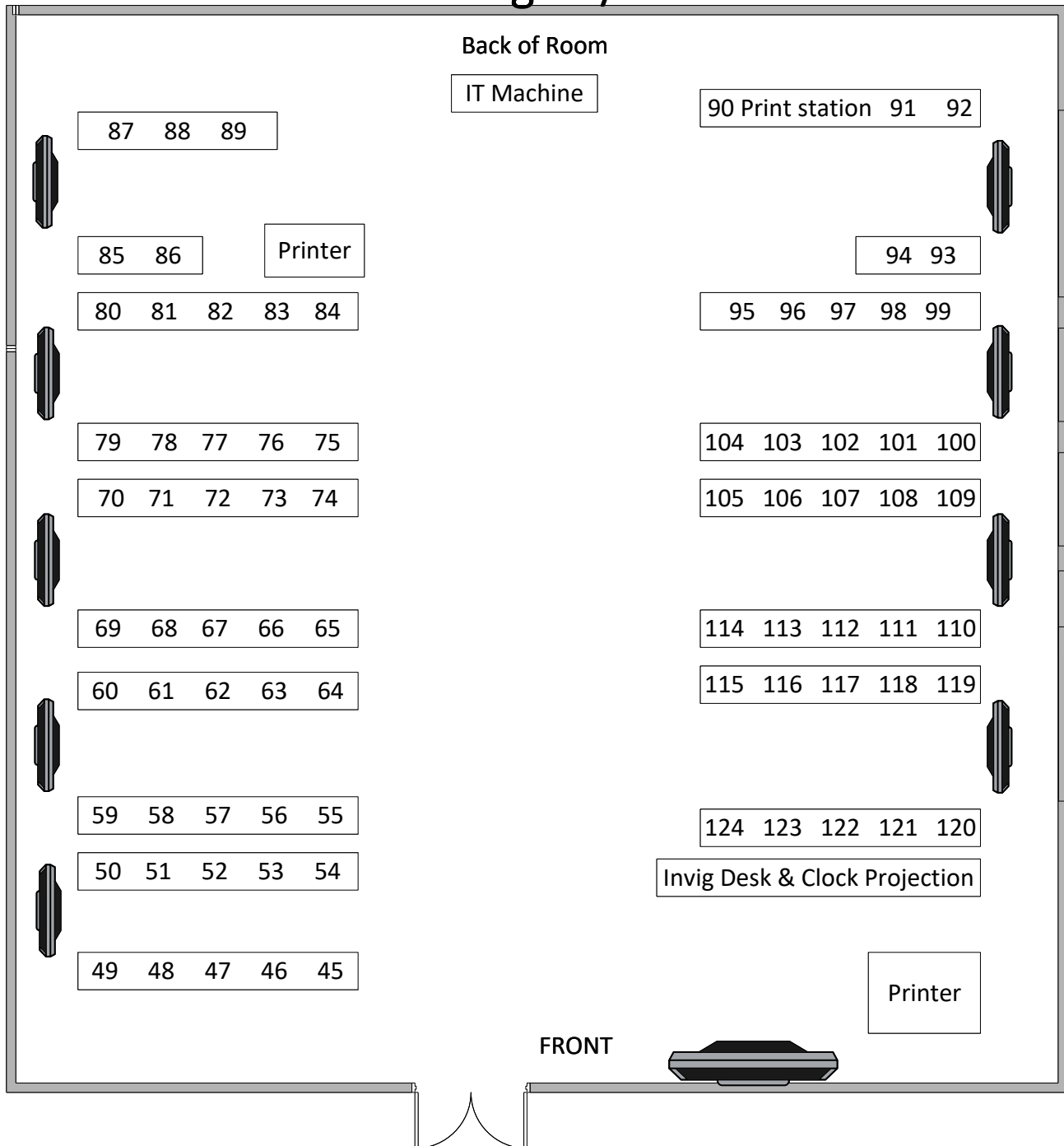


Building 25/1007 - Max capacity 44

Computer Room

- Level – Ground Floor
- Toilets – Female toilets along corridor, gents in same location but one floor above
- Telephone – Radio
- Lighting – Switch on wall, press and hold to brighten
- Ventilation – Windows/Air conditioning
- Layout - Flat
- Seating - Fixed benching
- Invigilation - 2 members of staff

Building 25/1009

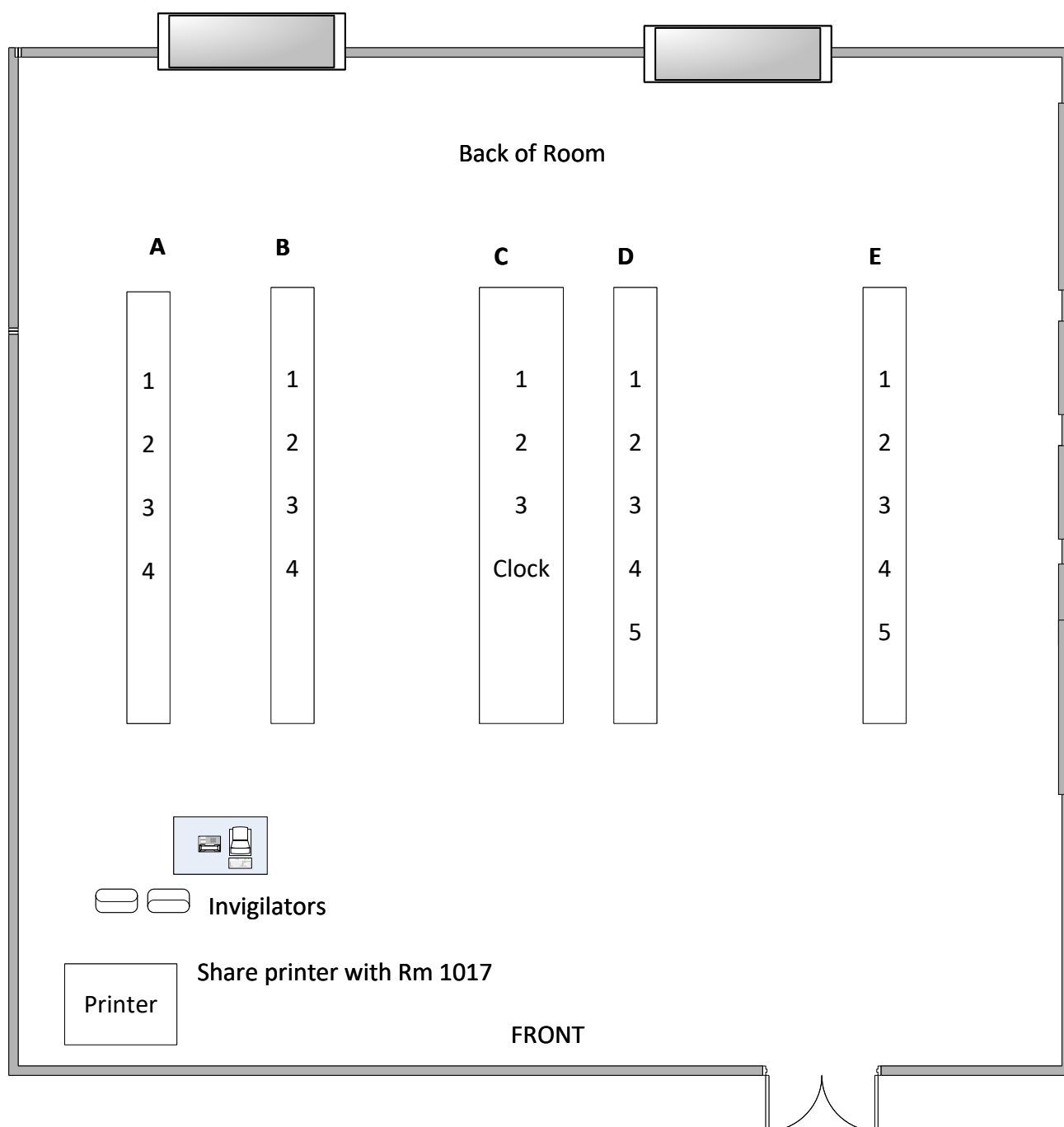


Building 25/1009 - Max capacity 80

Computer Room

- Level – Ground Floor
- Toilets – Female toilets along corridor, gents in same location but one floor above
- Telephone – Radio
- Lighting – Switch on wall
- Ventilation – Windows/Air conditioning
- Layout - Flat
- Seating - Fixed benching
- Invigilation - 3 members of staff

Building 25/1011 (Z)

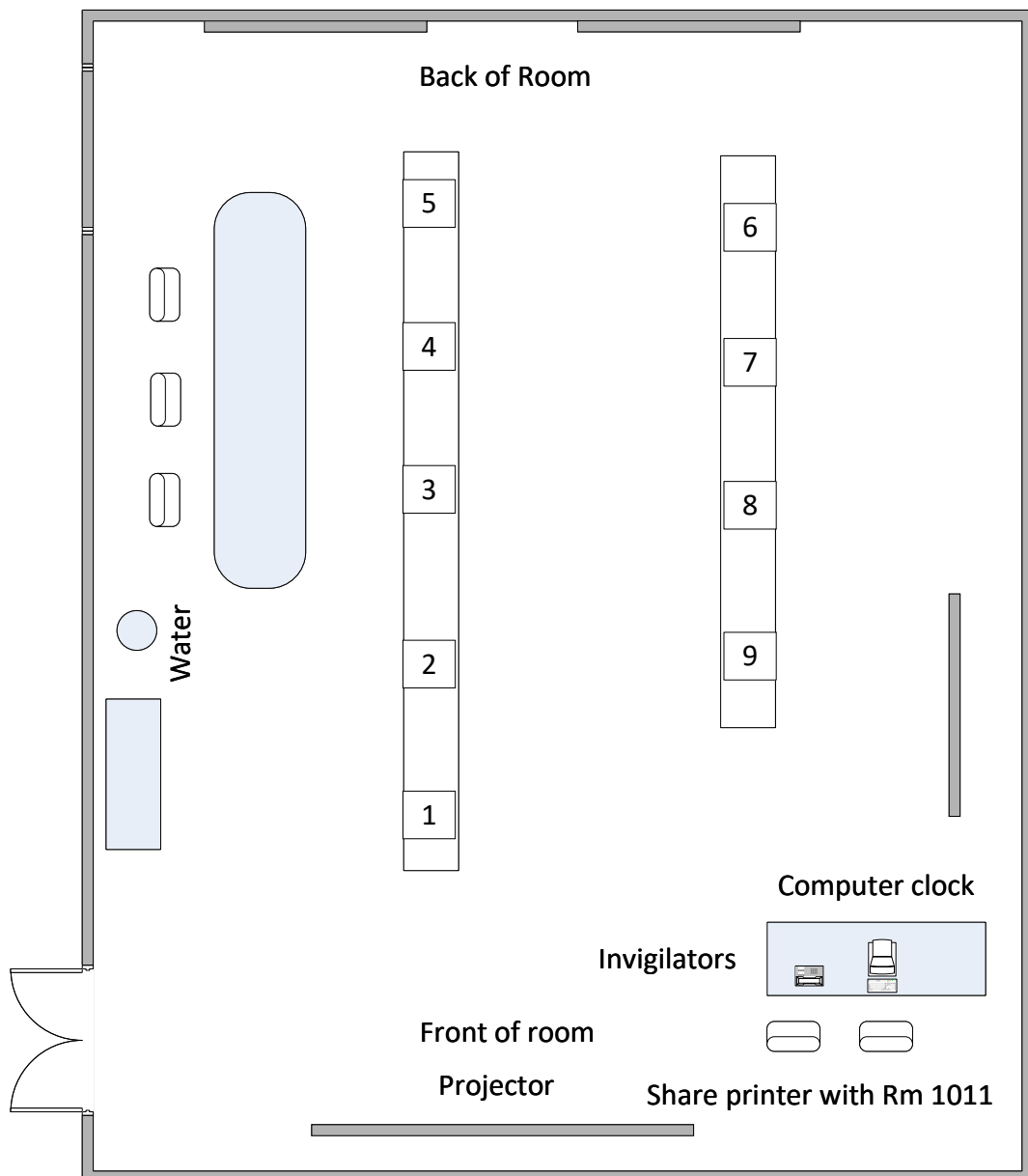


Building 25/1011 (Z) - Max capacity 22

Computer Room

- Level – Ground Floor
- Toilets – Female toilets along corridor, gents in same location but one floor above
- Telephone – Radio
- Lighting – Switch on wall
- Ventilation – Windows/Air conditioning
- Layout - Flat
- Seating - Fixed benching
- Invigilation - 2 members of staff

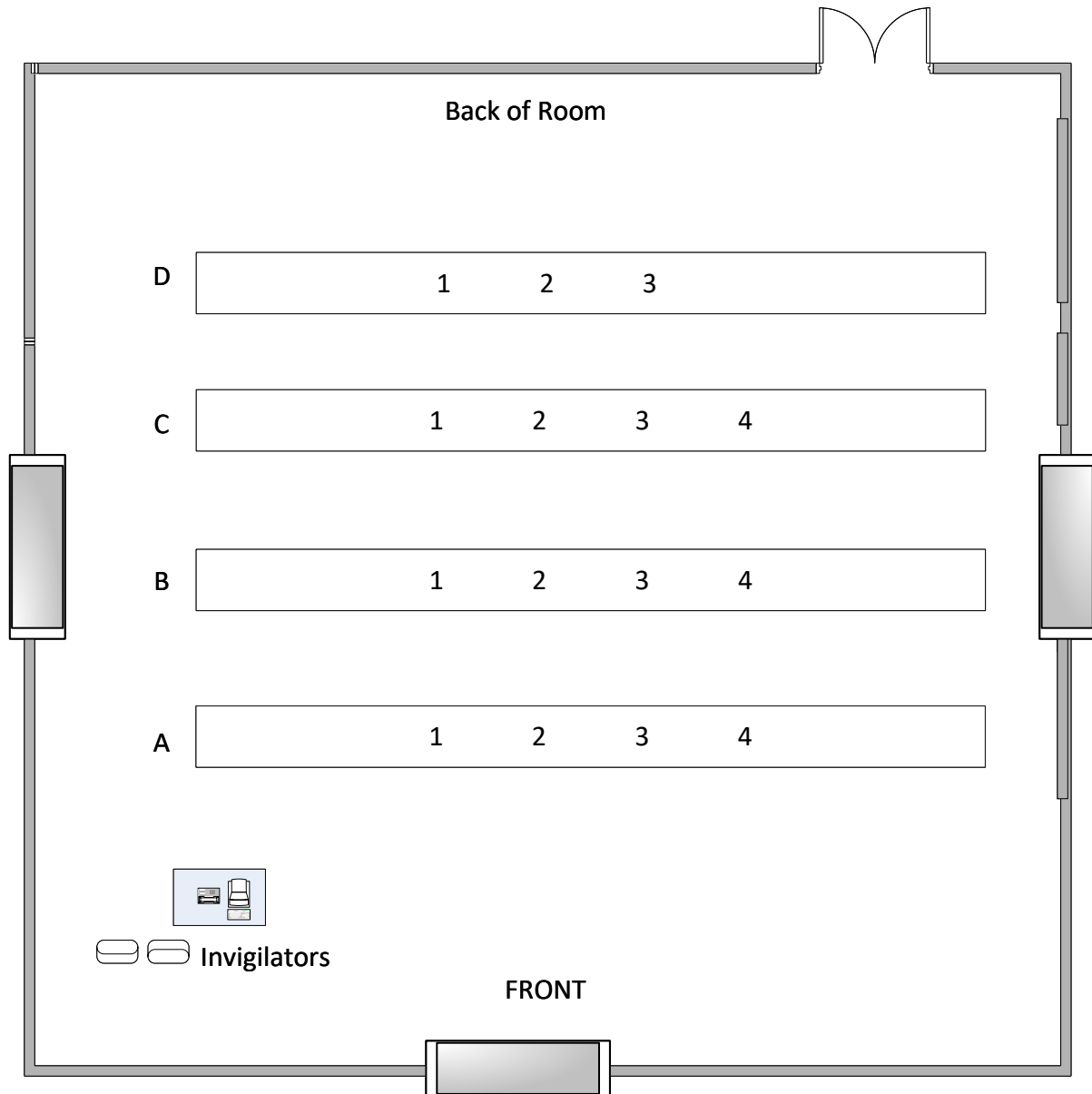
Building 25/1017 (Z)



Building 25/1017 (Z) - Max capacity 9 Computer Room

Level –	Ground Floor
Toilets –	Female toilets along corridor, gents in same location but one floor above
Telephone –	Radio
Lighting –	Switch on wall
Ventilation –	Windows/Air conditioning
Layout -	Flat
Seating -	Fixed benching
Invigilation -	2 members of staff

Building 28/1017 (Z)



Building 28/1017 (Z) - Max capacity 15

Level – Ground

Toilets – Are next to 2017

Telephone – In Room

Lighting – switches are on the wall next to the door

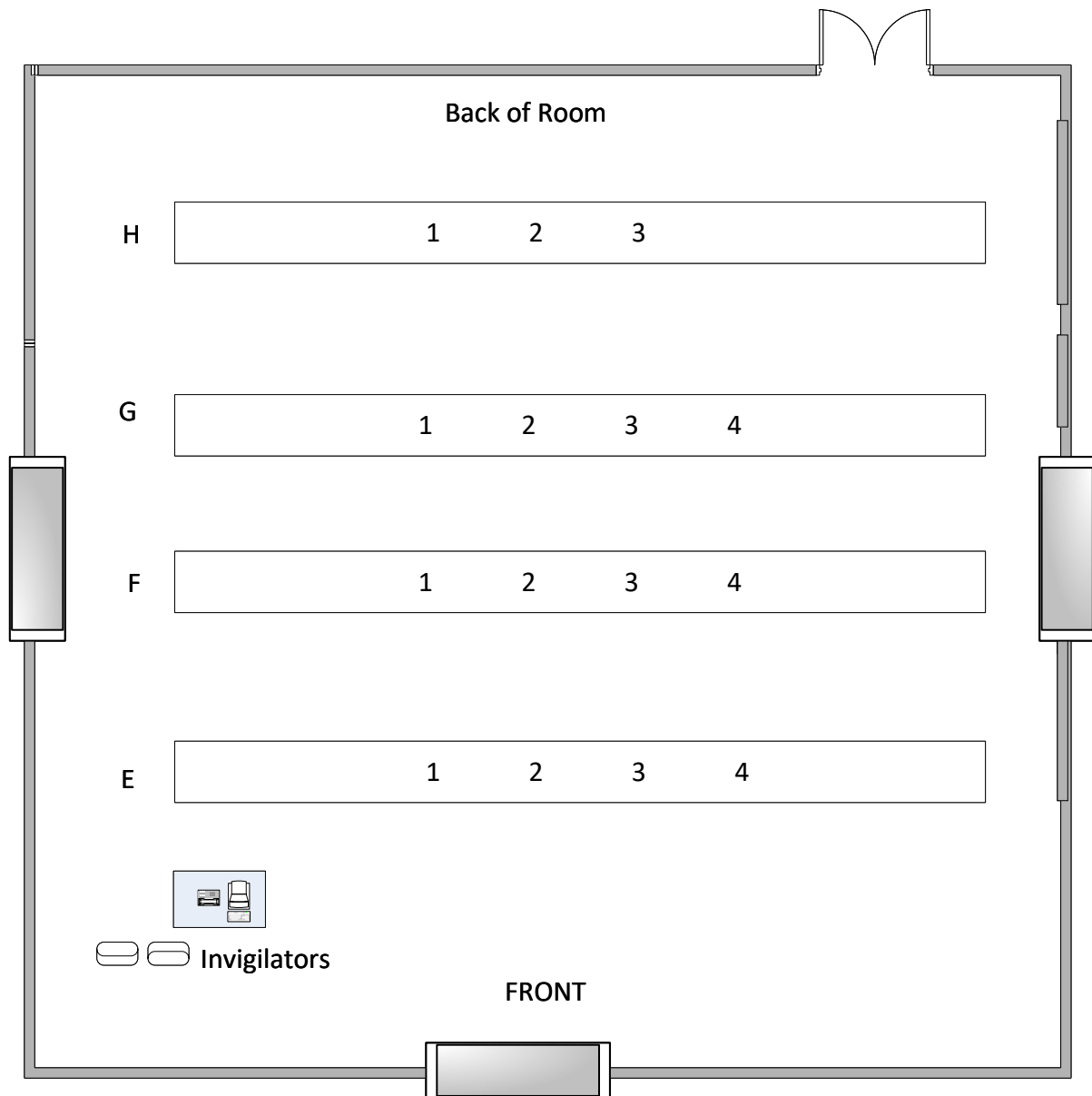
Ventilation – Windows

Layout – Flat room

Seating – Fixed desks and chairs

Invigilation – 2 members of staff

Building 28/1019 (Z)



Building 28/1019 (Z) - Max capacity 15

Level – Ground

Toilets – Are next to 2017, go out of the building and into the next entrance next to 2017

Telephone – In Room

Lighting – switches are on the door next to the door


Ventilation – Windows

Layout – Flat room

Seating – Fixed desks and chairs

Invigilation - 2 members of staff

Building 28/1021 (Z)



Building 28/1021 (Z) - Max capacity 16

Level – Ground

Toilets – Are next to 1017, go out of the building and into the next entrance next to 2017

Telephone – In Room

Lighting – switches are on the wall next to the door

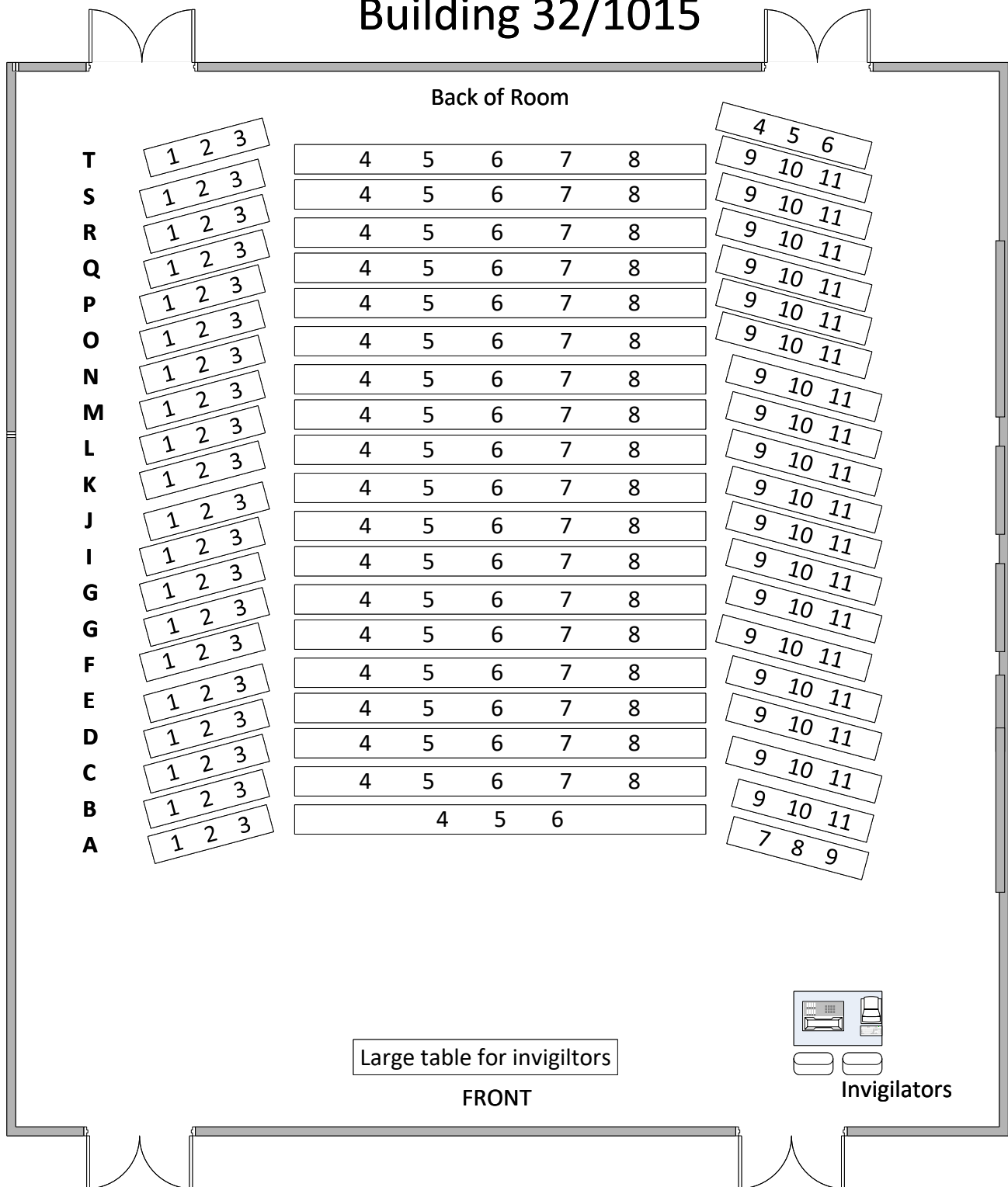
Ventilation – Windows

Layout – Flat room

Seating – Fixed desks and chairs

Invigilation – 2 members of staff

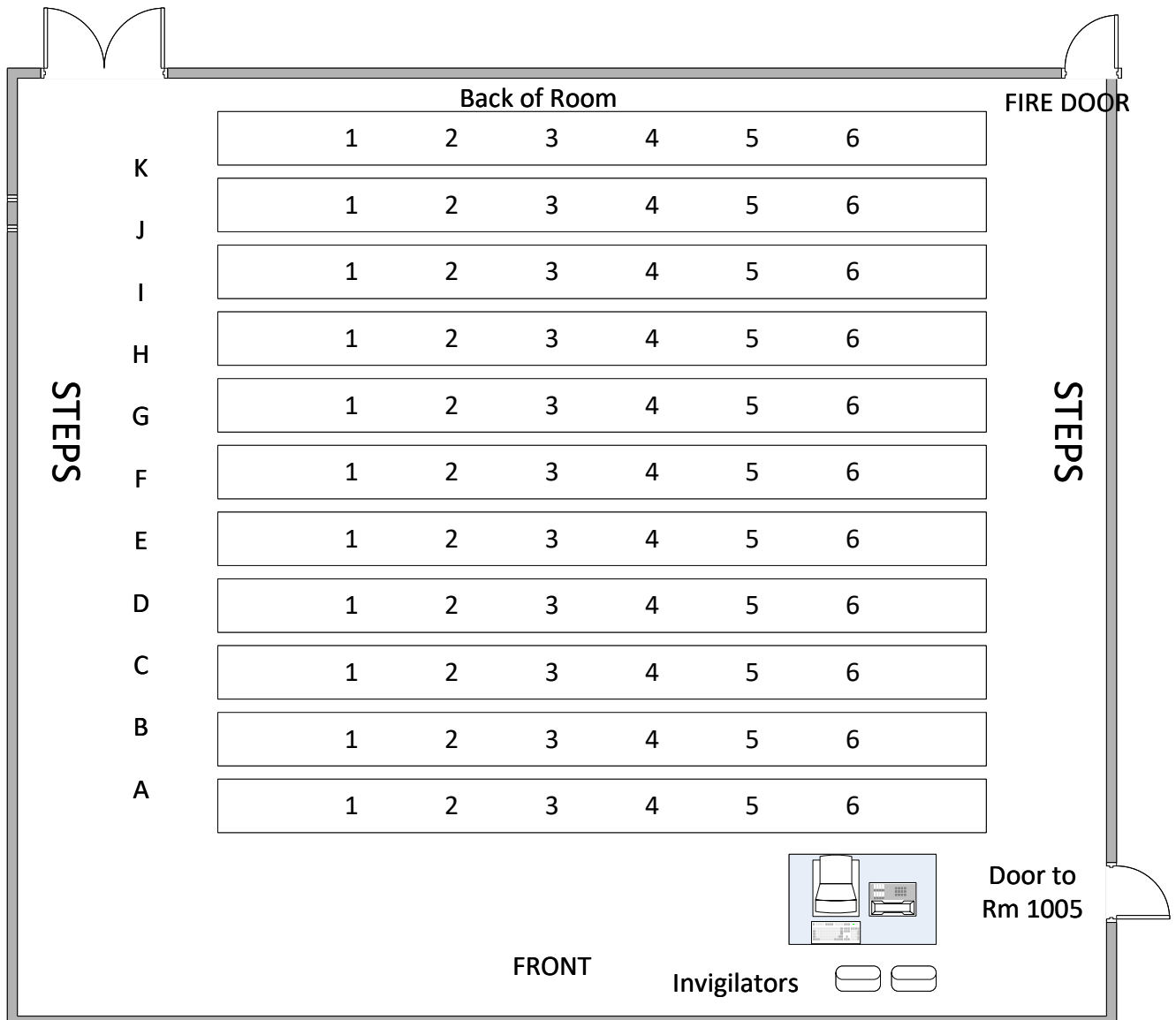
Building 32/1015



Building 32/1015 - Max capacity 213

- Level – Ground, go past reception through sliding doors, turn right
- Toilets – Along the corridor
- Telephone – Radio
- Lighting – Control panel by workstation on right hand wall, put on number 1
- Ventilation – Windows
- Layout - Raked - **(If required, back row set aside for wheelchair access)**
- Seating - Fixed/temporary desks & chairs (delivered by porters)
- Invigilation - 6 members of staff (Including TL)

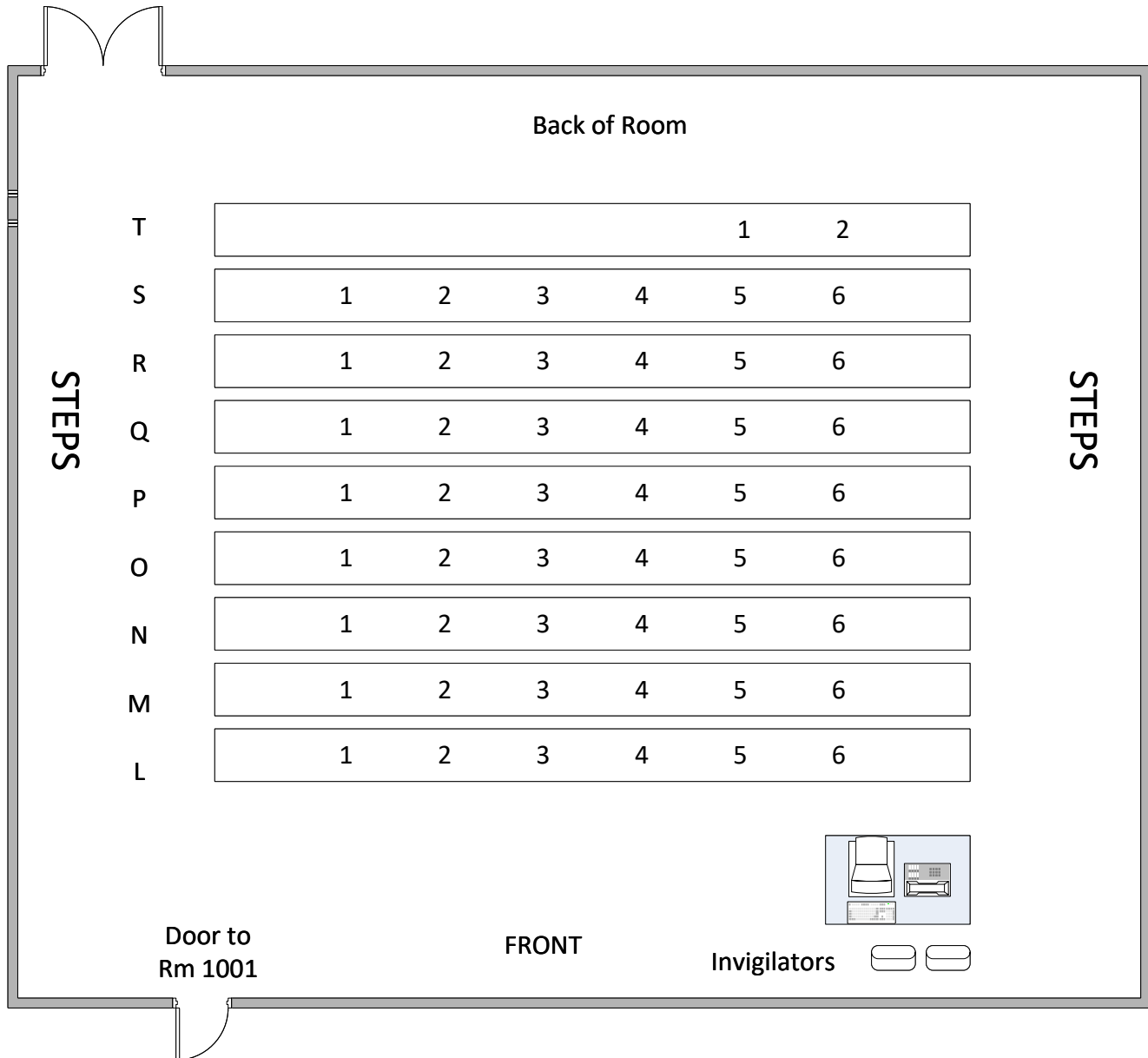
Building 35/1001



Building 35/1001 - Max capacity 66

- Level – Both lecture theatres connect at same level at the front – using these doors follow corridor, turn left, kitchen (Rm 1048) on left
- Toilets – Opposite MICS reception, go through doors, toilets are along the corridor on the left hand-side
- Telephone – Radio only
- Lighting – Control panel on wall
- Ventilation – windows
- Layout - Raked
- Seating - Fixed benching
- Invigilation - 2 members of staff

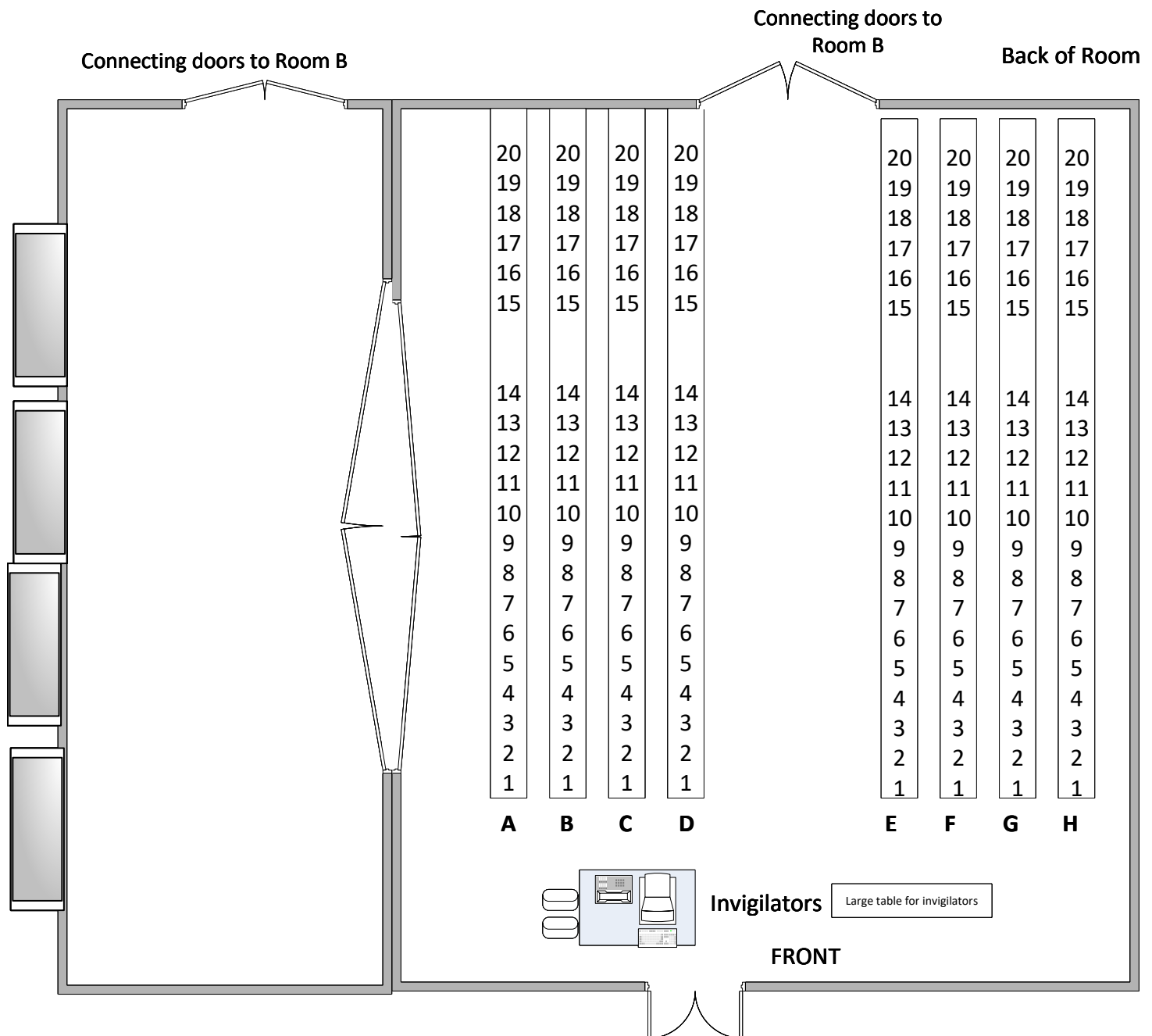
Building 35/1005



Building 35/1005 - Max capacity 50

- Level – Both lecture theatres connect at same level at the front – using these doors follow corridor, turn left, kitchen (Rm 1048) on left
- Toilets – Opposite MICS reception, go through doors, toilets are along the corridor on the left hand-side
- Telephone – Radio only
- Lighting – Control panel on wall
- Ventilation – windows
- Layout - Raked
- Seating - Fixed benching
- Invigilation - 2 members of staff

Building 40/Garden Court Room A



Building 40/Garden Court Room A - Max capacity 160

Level – Ground floor

Toilets – Turn right outside the room go along the corridor until you find the stairs, the toilets are on the right

Telephone – Radio only

Lighting – Switch on wall

Ventilation – Windows

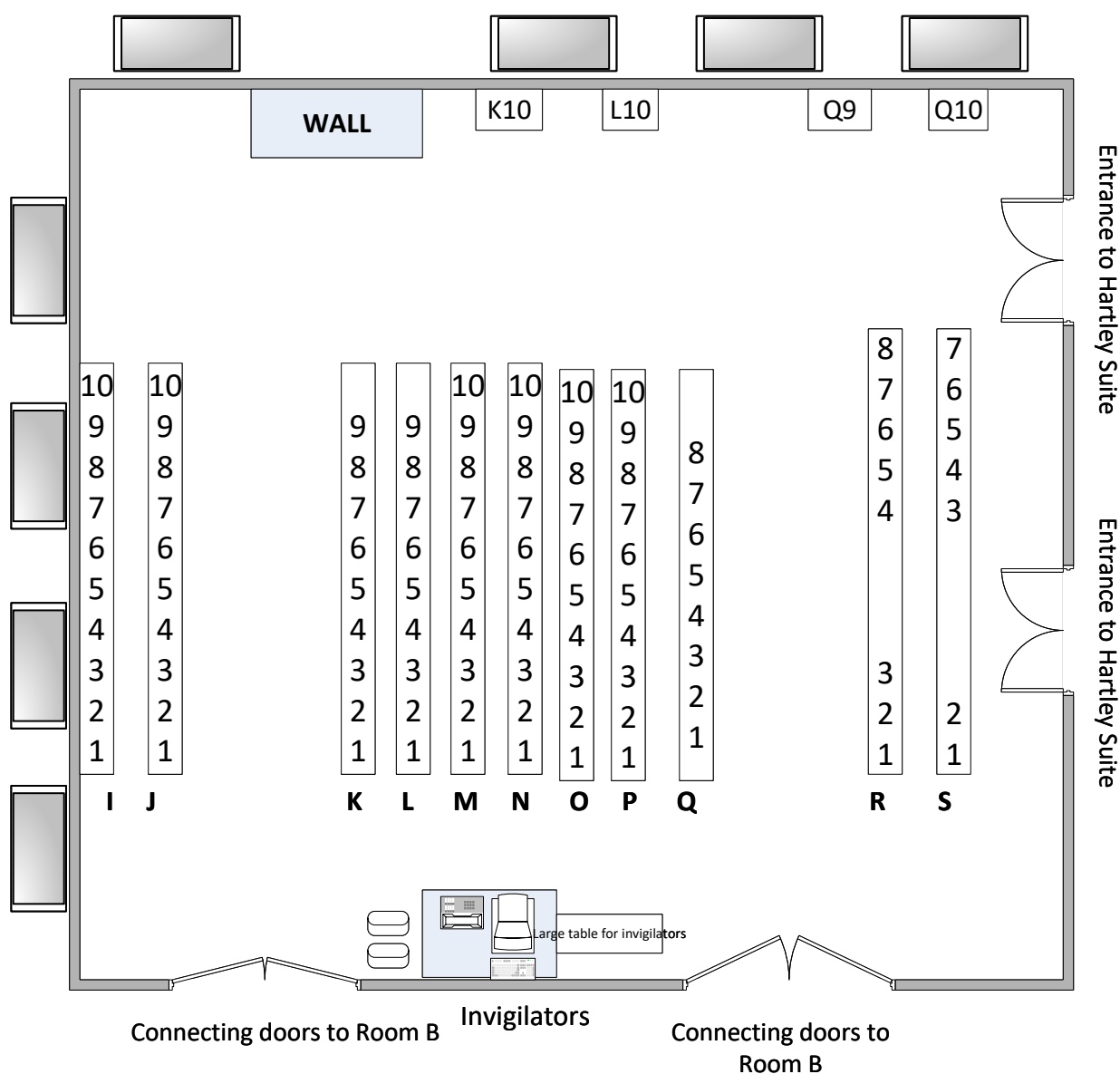
Layout – Flat **(If required, seats G1 & H1 set aside for electronic riser desk)**

Seating - Temporary desks & chairs (delivered by porters)

Invigilation – Rm A – 3 members of staff (Including T/L)

Rm B – 3 members of staff

Building 40/Garden Court Room B




Building 40/Garden Court Room B

Max capacity 105

- Level – Ground floor
- Toilets – Turn right outside the room go along the corridor until you find the stairs, the toilets are on the right
- Telephone – Radio only
- Lighting – Switch on wall
- Ventilation – Windows
- Layout - Flat
- Seating - Temporary desks & chairs (delivered by porters)
- Invigilation - Rm B- 3 members of staff

Building 42/Students Union Sports Hall




Building 42/Students Union Sports Hall

Max capacity 208

- Level – 1
- Toilets – Level 1 along corridor
- Telephone – Radio only
- Lighting – Switch on wall
- Ventilation – Automatic
- Layout - Flat
- Seating - Temporary desks & chairs (delivered by porters)
- Invigilation - 6 members of staff (Including TL)

Building 44/1061

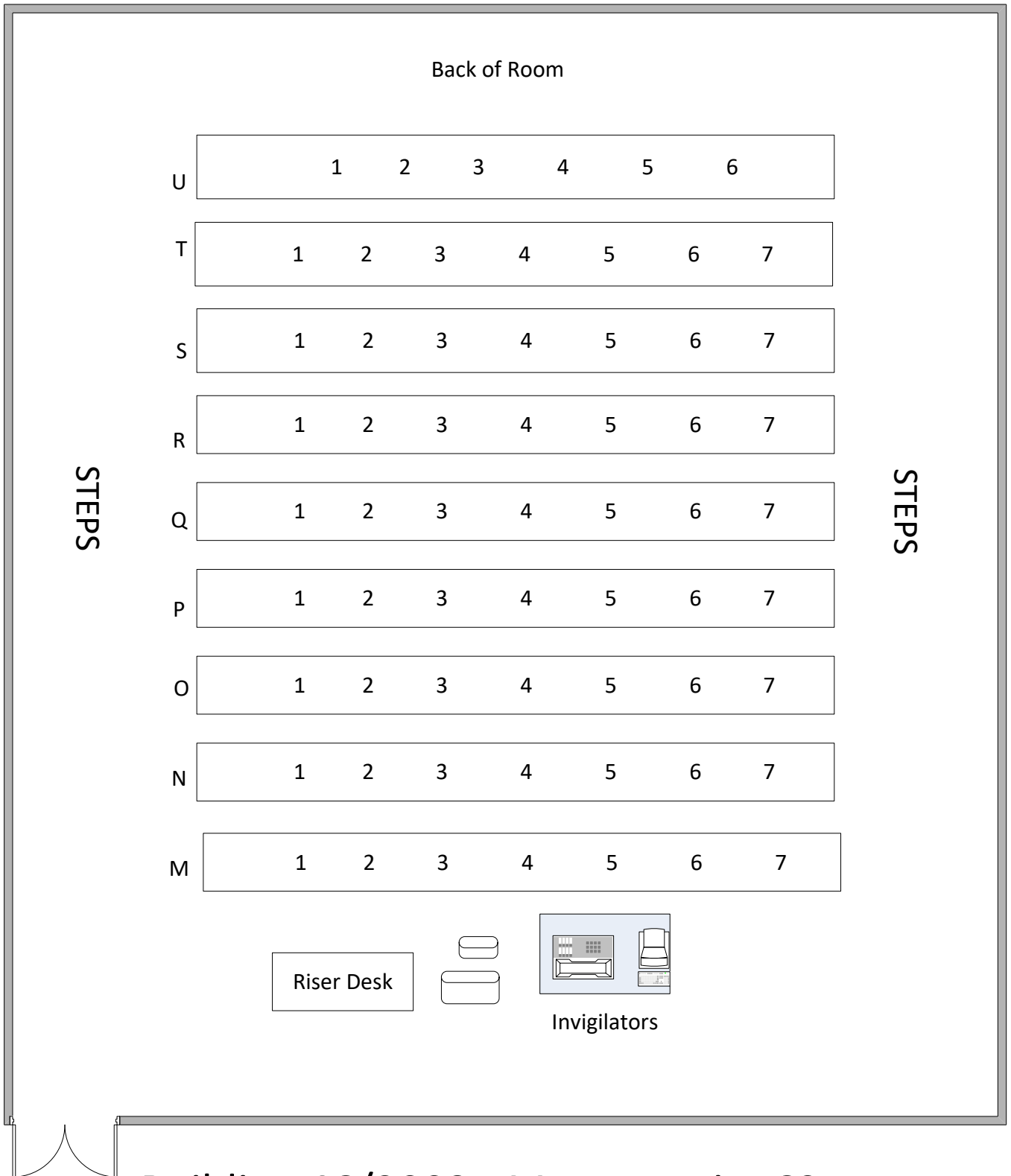


Building 44/1061 - Max capacity 82

Computer Room

- Level – Ground Floor
- Toilets – Exit the front of the room
- Telephone – Radio
- Lighting – Automatic
- Ventilation – Automatic
- Layout - Flat
- Seating - Fixed desks & chairs
- Invigilation - 3 members of staff

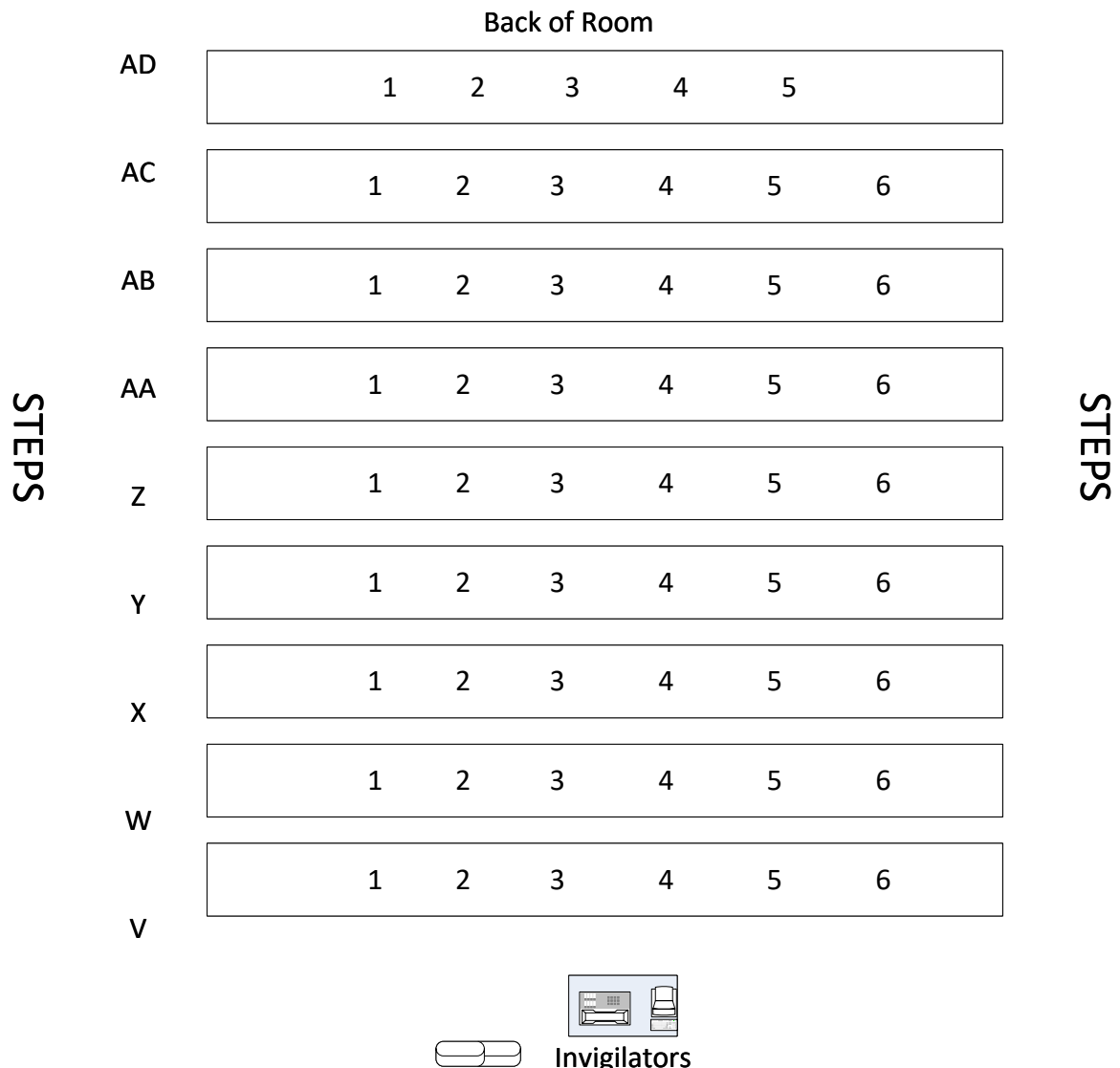
Building 46/2003



Building 46/2003 - Max capacity 62

- Level – Ground floor
- Toilets – Ground floor
- Telephone – Radio only
- Lighting – Automatic
- Ventilation – Automatic
- Layout - Raked
- Seating - Fixed benching
- Invigilation - 2 members of staff

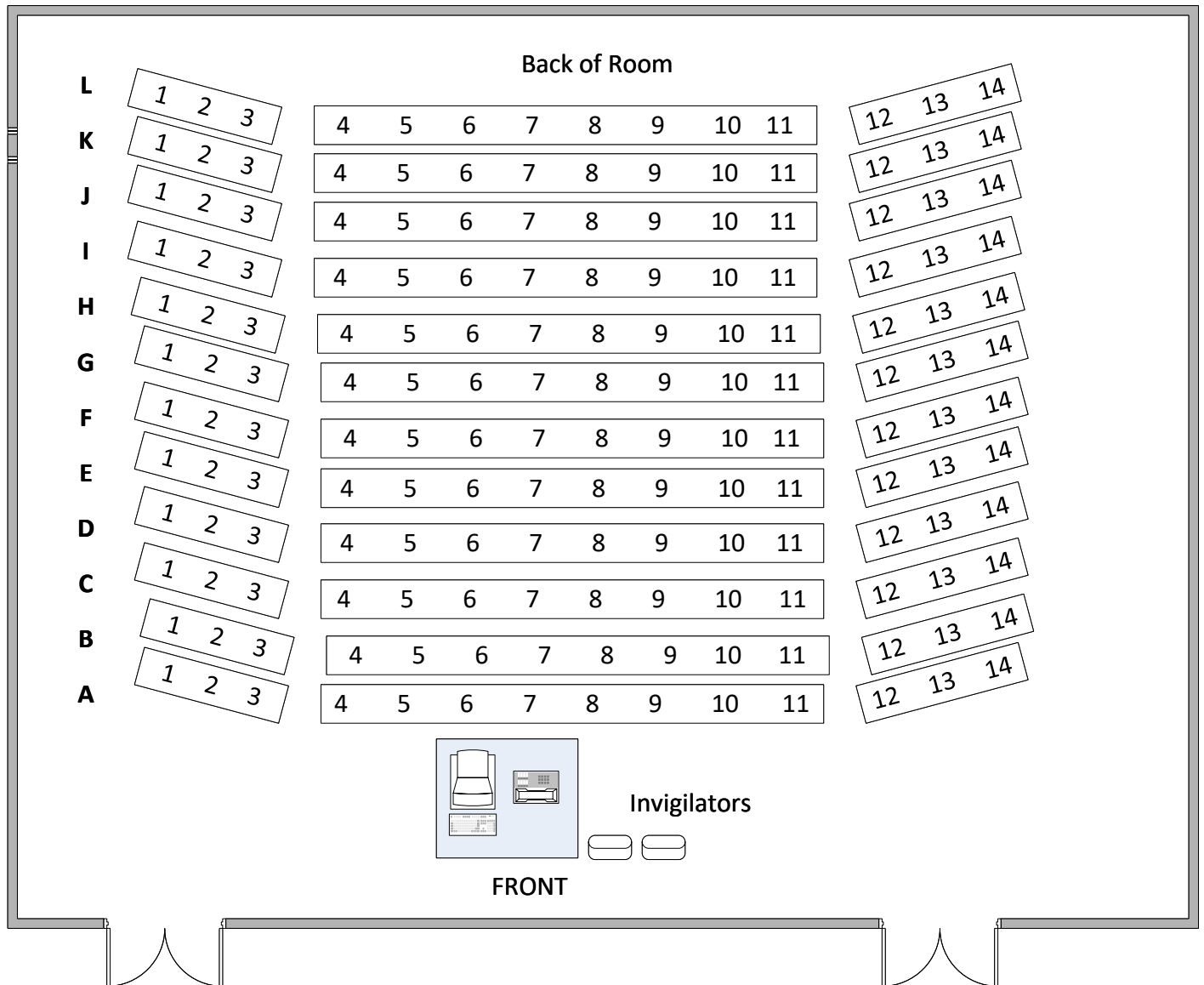
Building 46/2005



Building 46/2005 - Max capacity 53

Level –	Ground floor
Toilets –	Ground floor
Telephone –	Radio only
Lighting –	Automatic (switch panel on projection desk if there are any problems)
Ventilation –	Automatic
Layout -	Raked
Seating -	Fixed benching
Invigilation -	2 members of staff

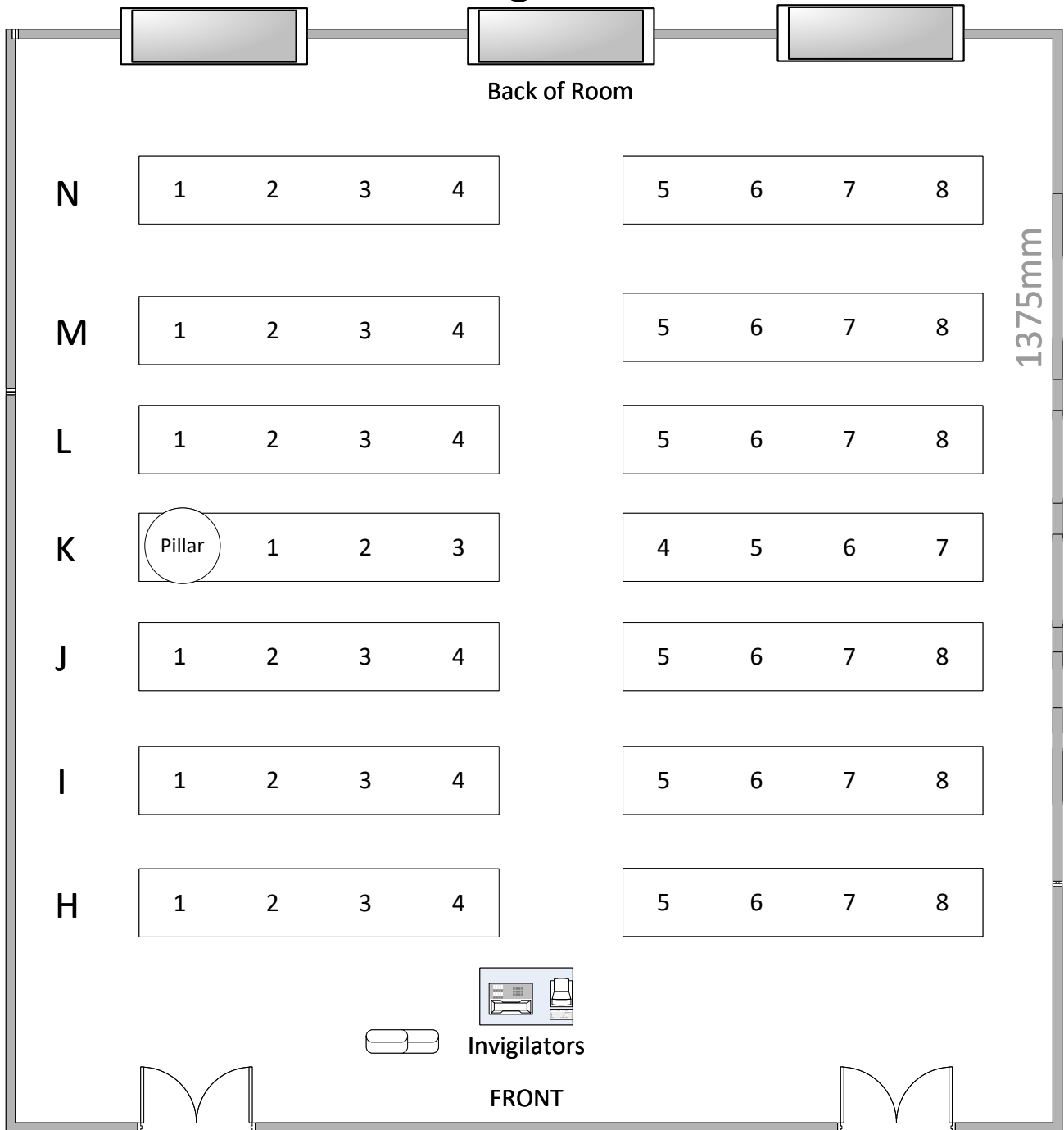
Building 46/3001



Building 46/3001 - Max capacity 168

Level –	First floor
Toilets –	Ground floor
Telephone –	Radio only
Lighting –	Automatic
Ventilation –	Automatic
Layout -	Raked
Seating -	Fixed benching
Invigilation -	3 members of staff (Plus 1 floating invigilator across 3 rooms but based in 3001)

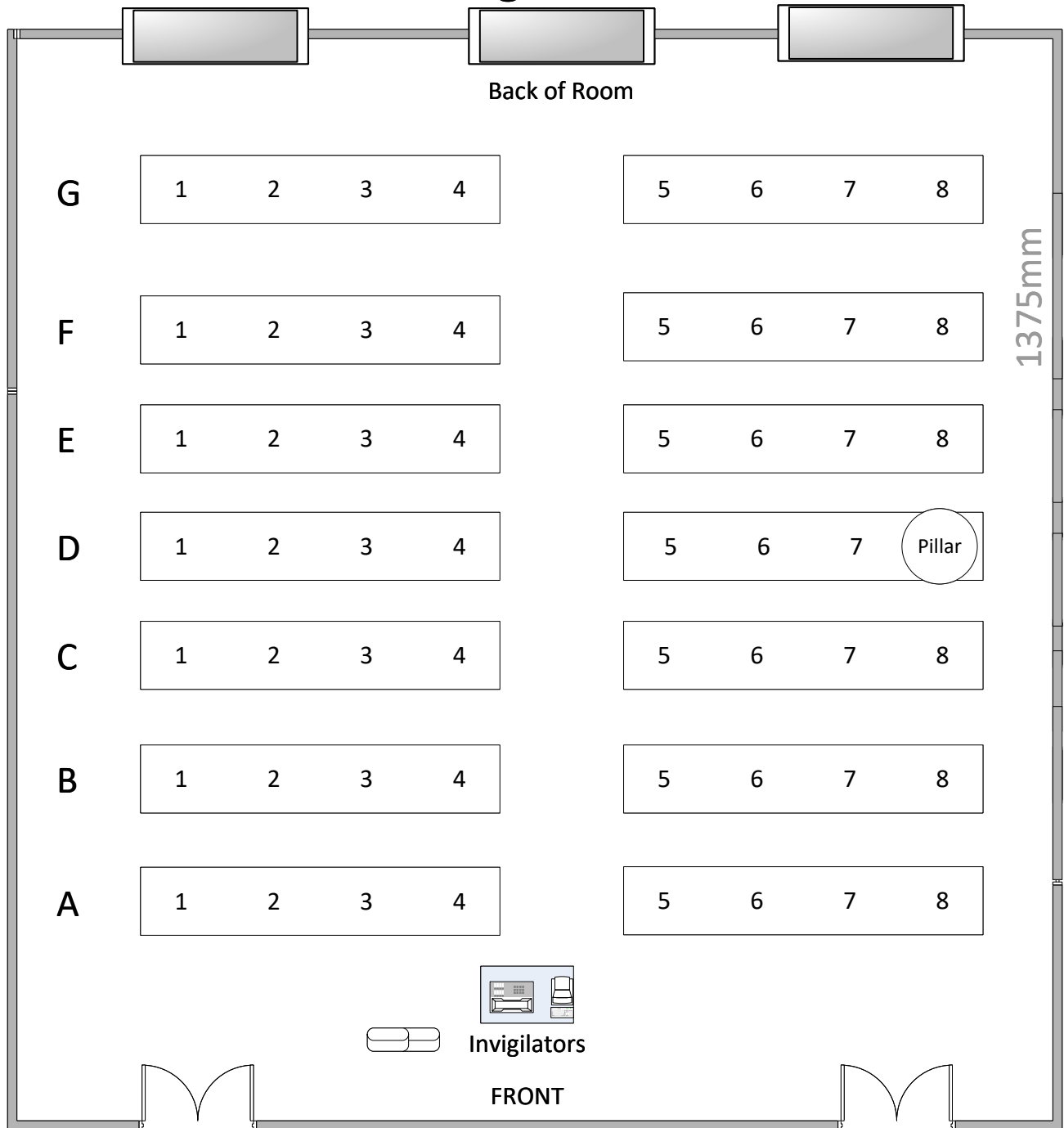
Building 54/5025



Building 54/5027 - Max capacity 55

- Level – 5, come out of lift and go upstairs, 1st left
- Toilets – Level 3
- Telephone – Radio
- Lighting – Switch on wall
- Ventilation – Windows
- Layout - Flat
- Seating - Fixed benching
- Invigilation - 2 members of staff

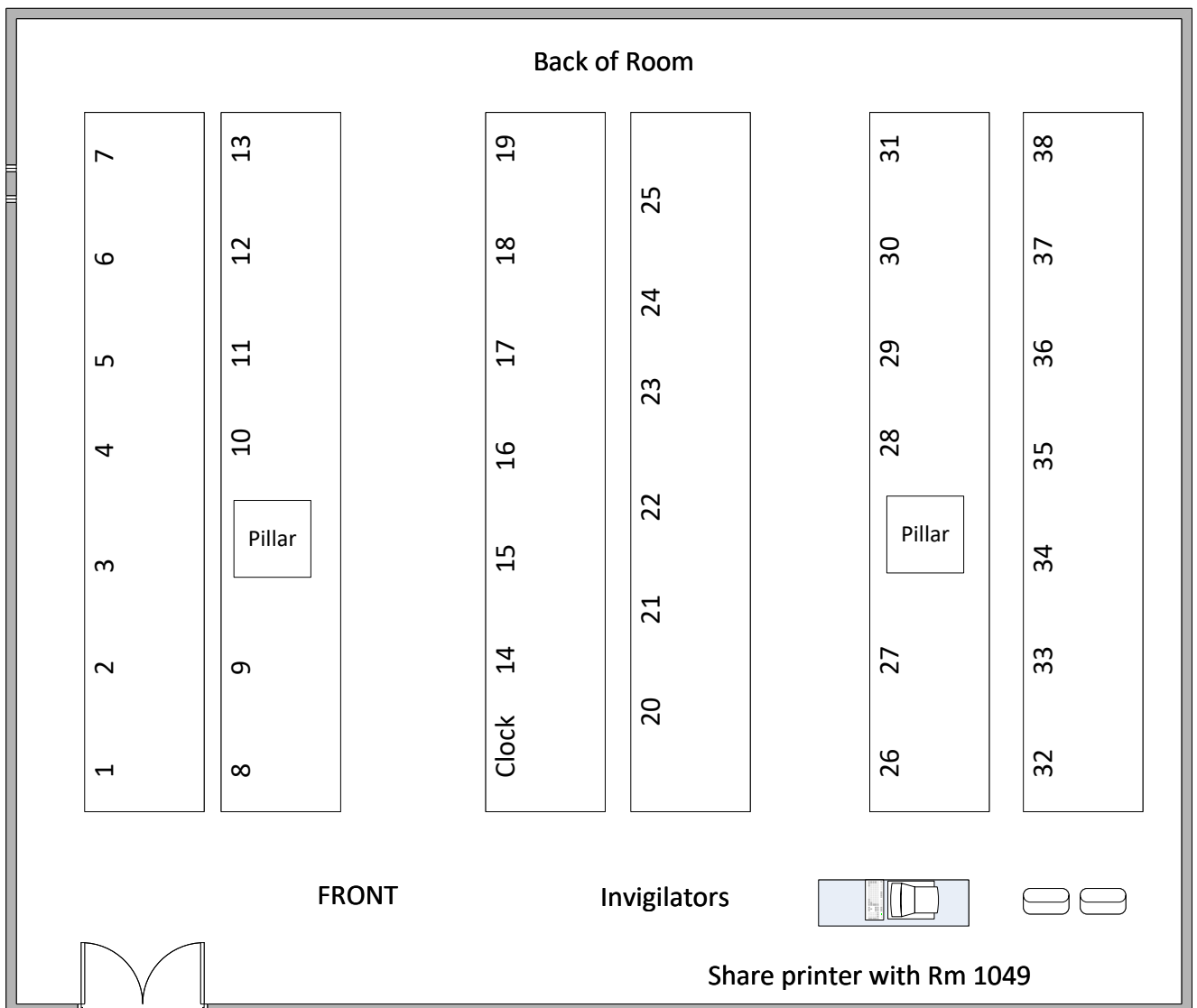
Building 54 / 5027



Building 54/5027 - Max capacity 55

- Level – 5, come out of lift and go upstairs, 1st left
- Toilets – Level 3
- Telephone – Radio
- Lighting – Switch on wall
- Ventilation – Windows
- Layout - Flat
- Seating - Fixed benching
- Invigilation - 2 members of staff

Building 58/1043

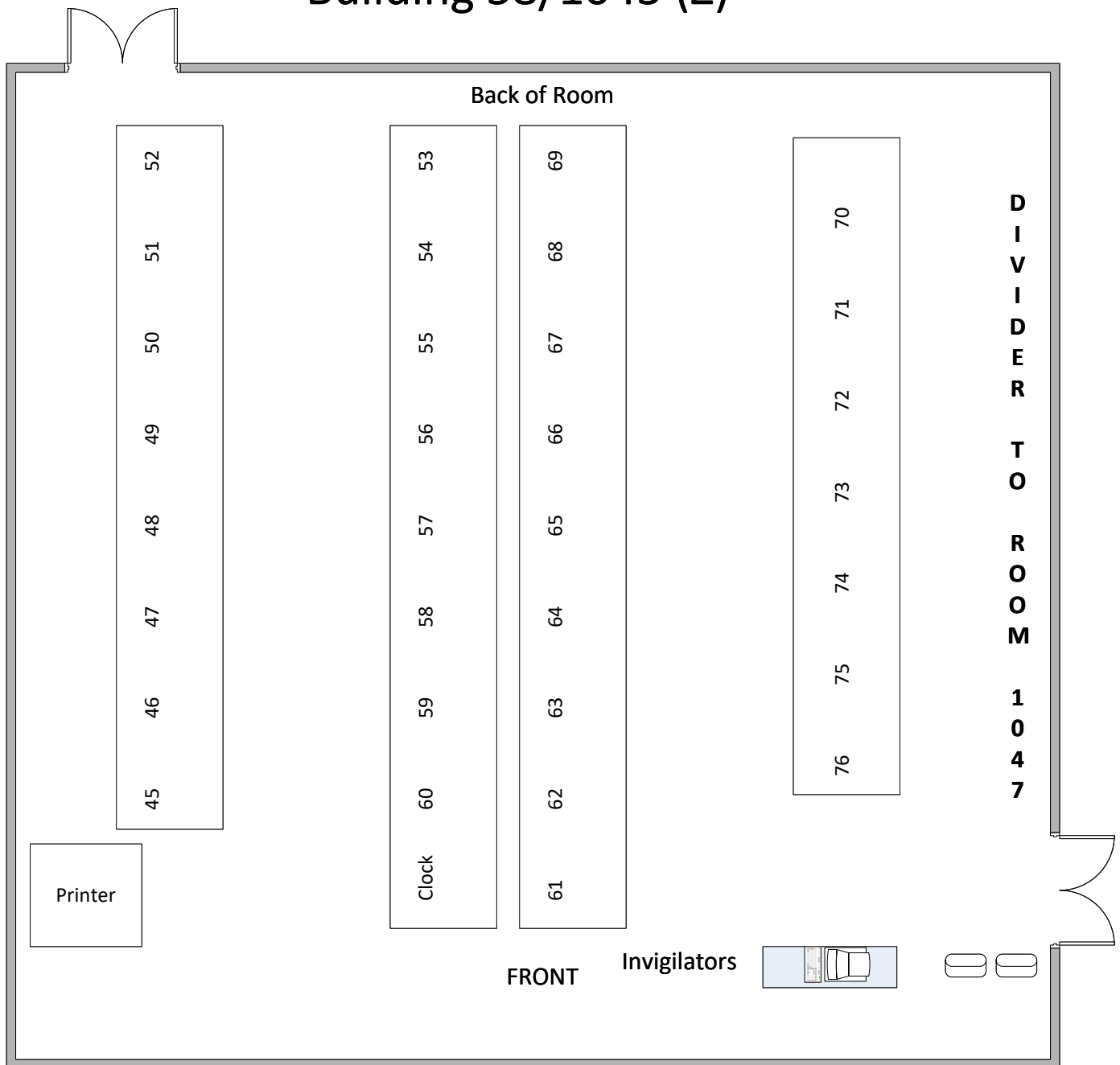


Building 58/1043 - Max capacity 38

Computer Room

- Level – Ground floor
- Toilets – Along the corridor
- Telephone – Radio only
- Lighting – Control panel on wall
- Ventilation – windows/possible air conditioning
- Layout - Flat
- Seating - Fixed desks and chairs
- Invigilation - 2 members of staff

Building 58/1045 (Z)

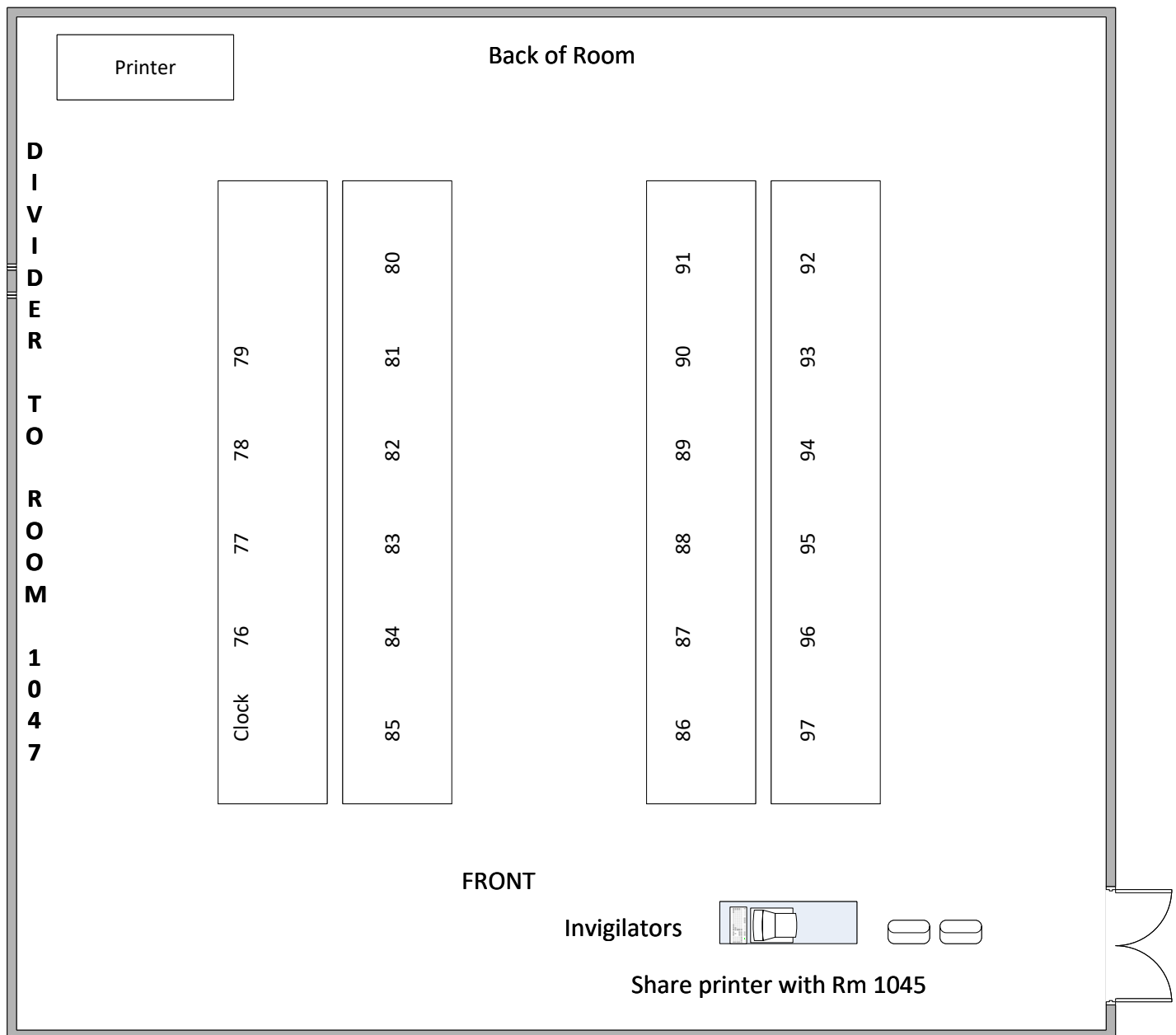


Building 58/1045(Z) Max capacity - 32

Computer Room

- Level – Ground floor
- Toilets – Along the corridor
- Telephone – Radio only
- Lighting – Control panel on wall
- Ventilation – windows/possible air conditioning
- Layout - Flat
- Seating - Fixed desks and chairs
- Invigilation - 2 members of staff

Building 58/1047 (Z)

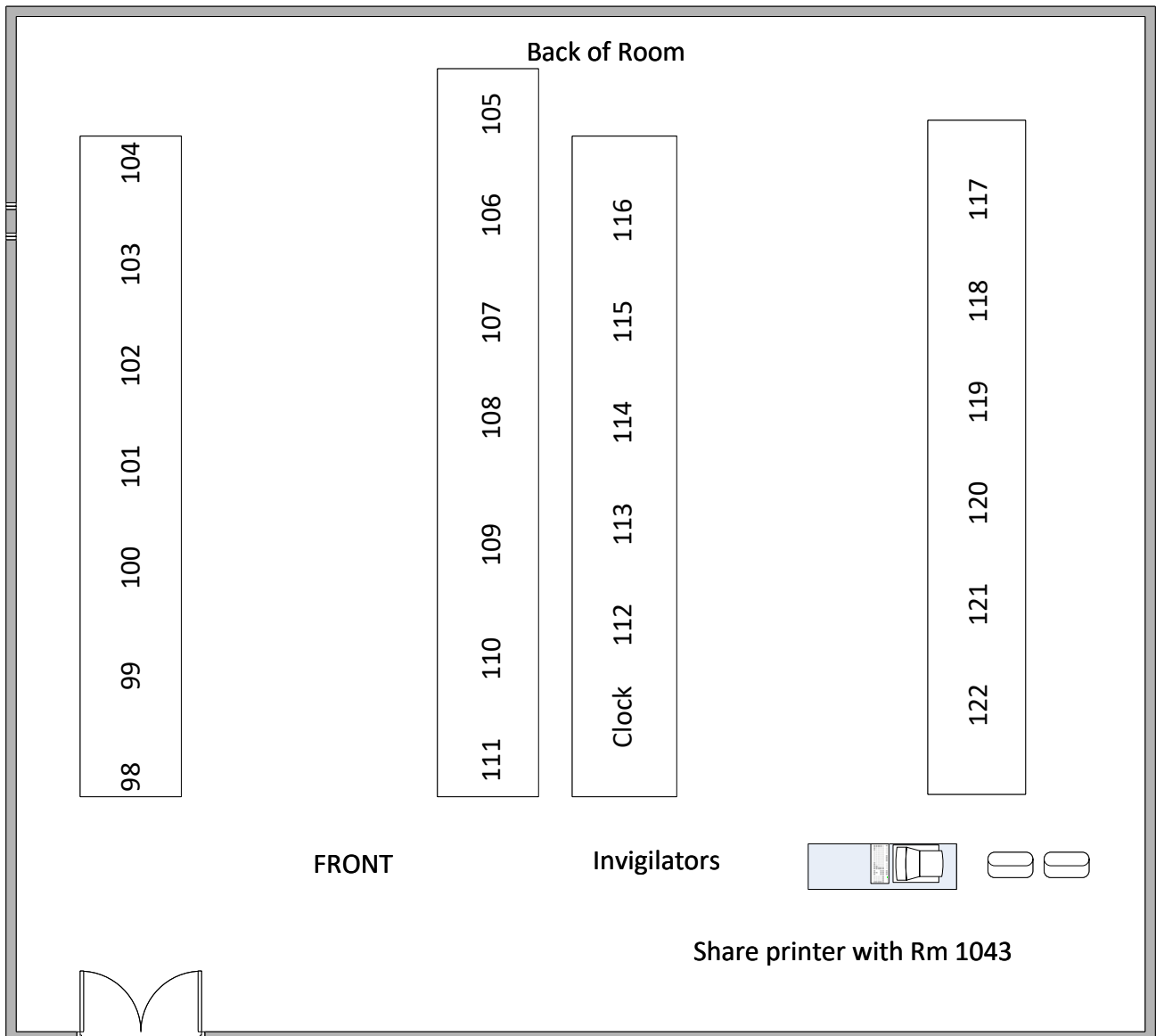


Building 58/1047 (Z) - Max capacity - 22

Computer Room

- Level – Ground floor
- Toilets – Along the corridor
- Telephone – Radio only
- Lighting – Control panel on wall
- Ventilation – windows/possible air conditioning
- Layout - Flat
- Seating - Fixed desks and chairs
- Invigilation - 2 members of staff

Building 58/1049

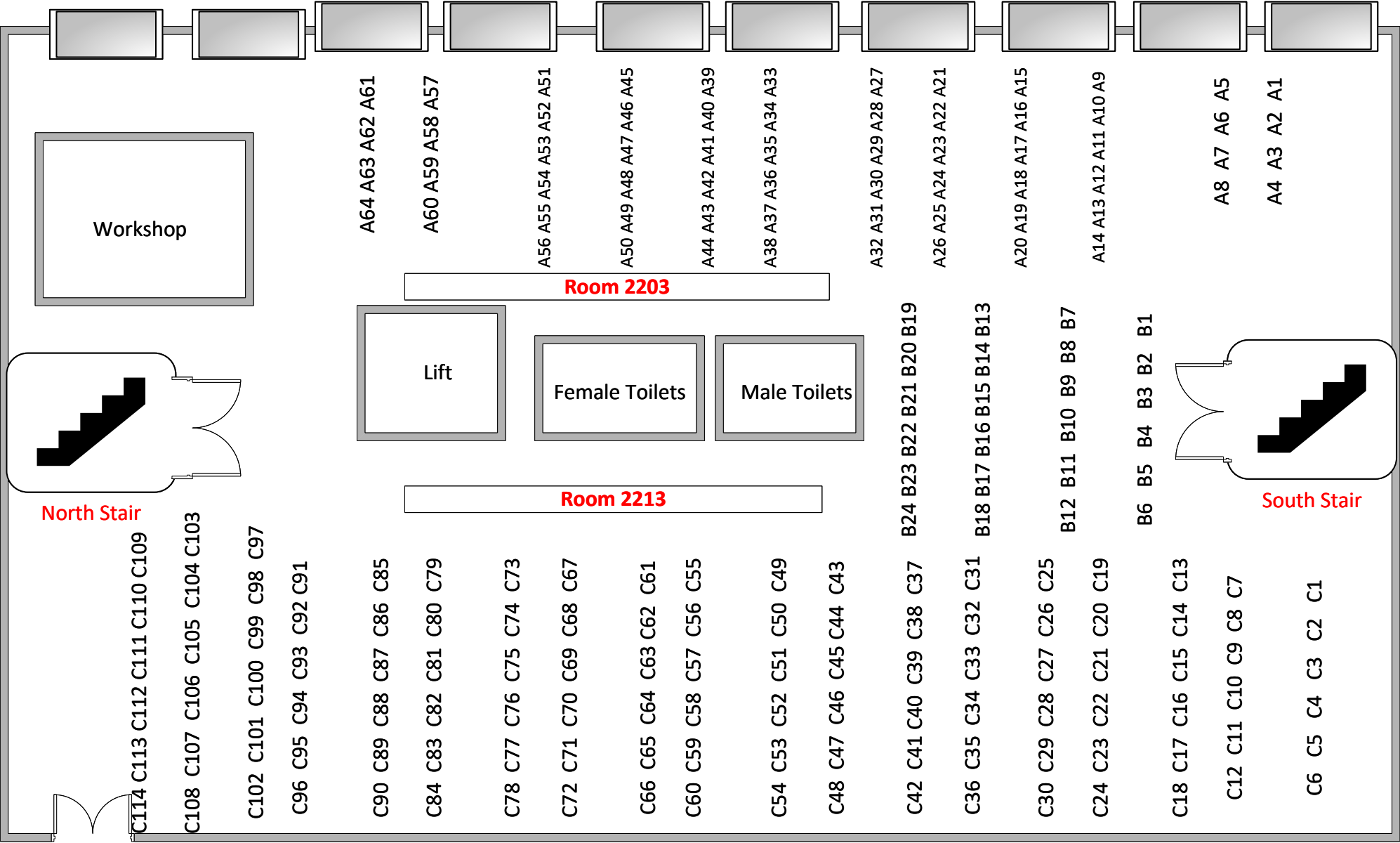


Building 58/1049 - Max capacity - 25

Computer Room

- Level – Ground floor
- Toilets – Along the corridor
- Telephone – Radio only
- Lighting – Control panel on wall
- Ventilation – windows/possible air conditioning
- Layout - Flat
- Seating - Fixed desks and chairs
- Invigilation - 2 members of staff

Building 59 / Rooms 2203/2213



Building 59

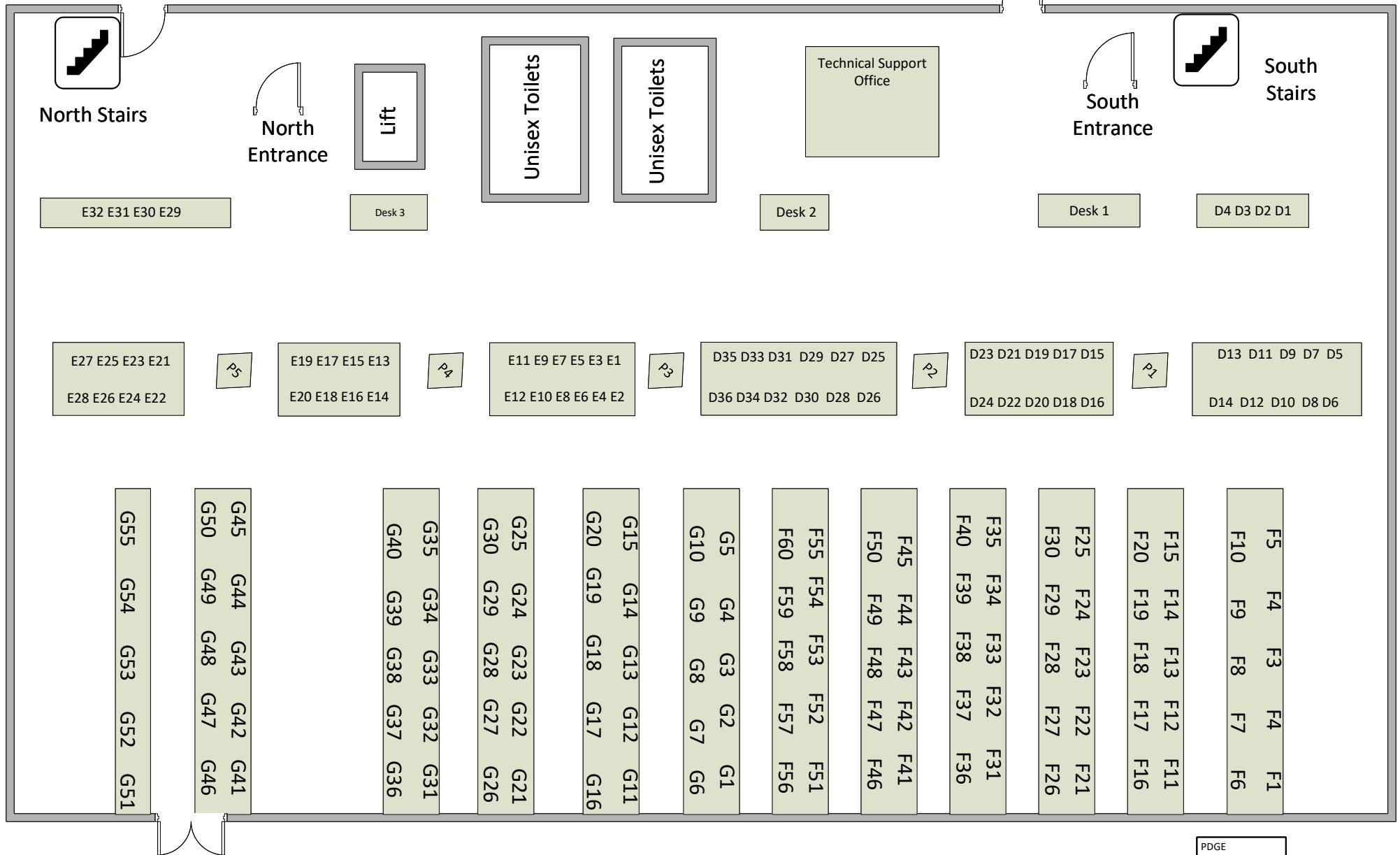
Room 2203 & 2213, Level 2

Max capacity – Rm 2203 – 64

Max capacity – Rm 2213 – 138

Level –	2
Toilets –	Level 2
Telephone –	Radio only
Lighting –	Automatic
Heating -	Local controls
Ventilation –	Automatic & Windows
Layout -	Flat
Seating -	Fixed bench PCs
Invigilation -	8 members of staff

Building 59 /Room 3229

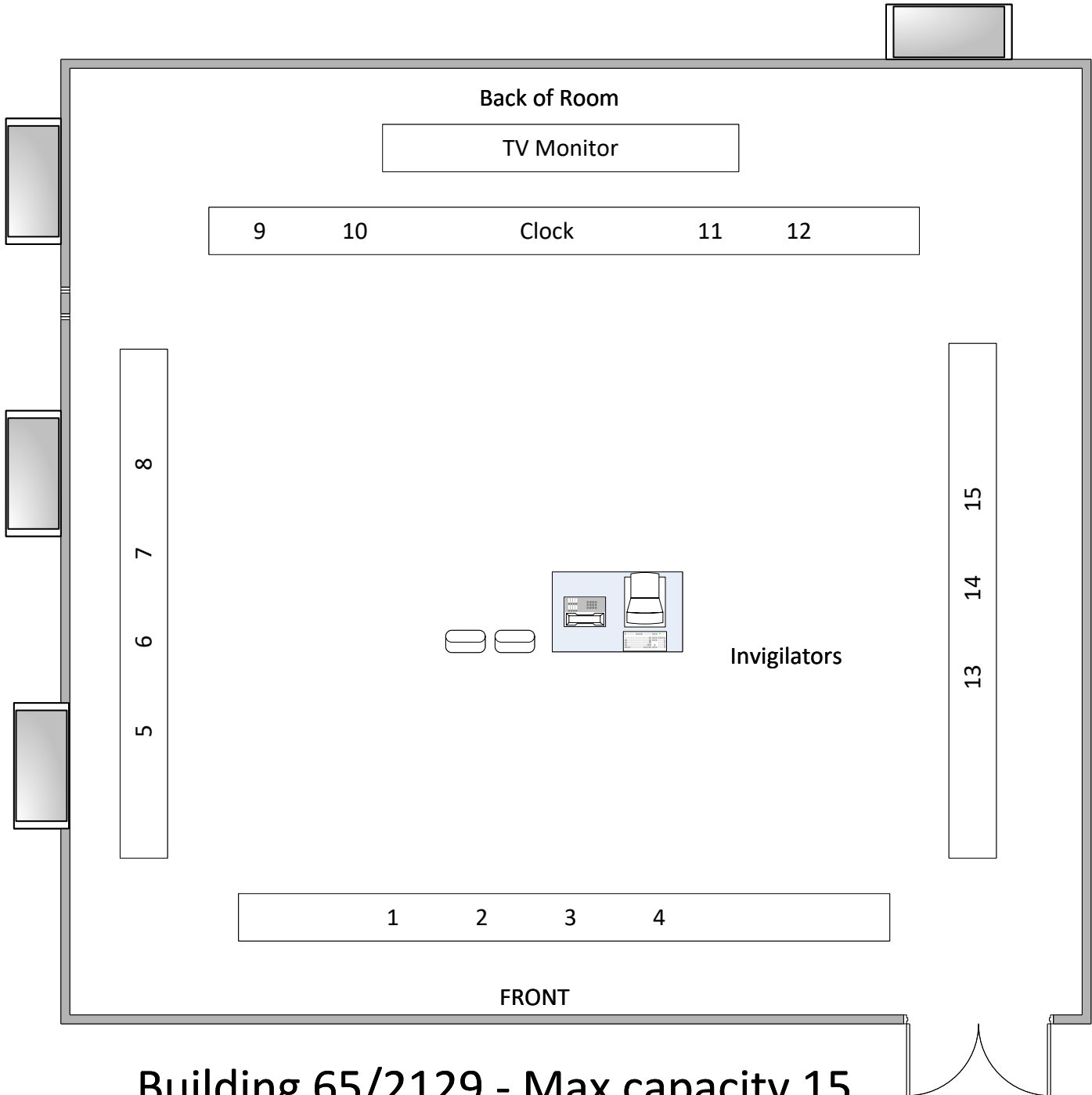


Building 59
Room 3229,
Level 3

Max capacity – 183

- Level – 3
- Toilets – Level 3
- Telephone – Radio only
- Lighting – Automatic
- Heating – controls
- Ventilation – Automatic & Windows
- Layout - Flat
- Seating - Fixed bench PCs
- Invigilation - 8 members of staff
- Middle desk can control whole room. All
lecterns with standing microphone.
- Lecterns on end to Split Room.
- Letters D & F to enter through SOUTH
STAIR and SOUTH ENTRANCE in the areas
of P 1 &2.
- Letters D & G to enter through NORTH
STAIR and NORTH ENTRANCE in the areas
of P3, 4 and 5.

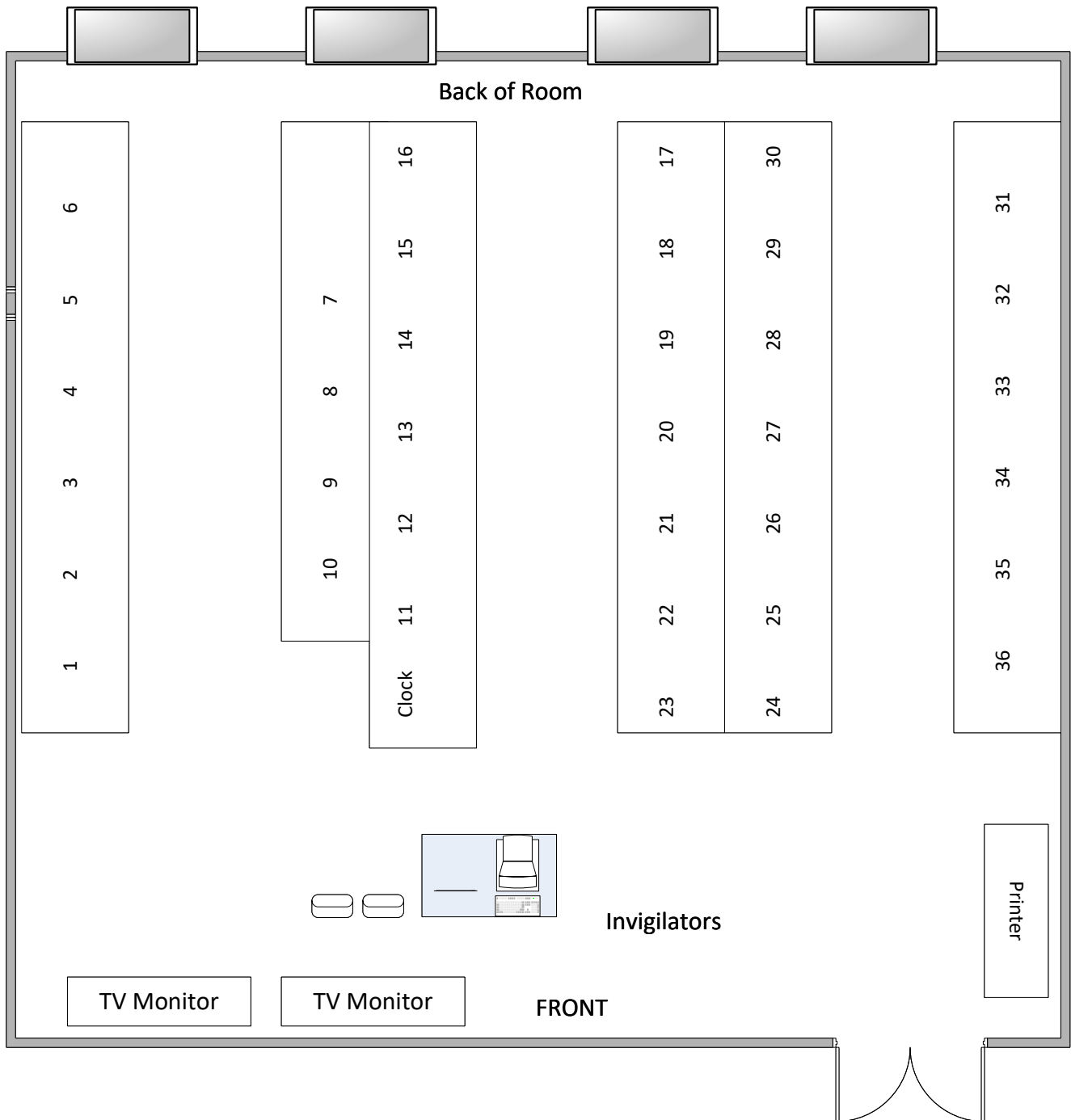
Building 65/2129 (Z)



Building 65/2129 - Max capacity 15

Level –	Level 2
Toilets –	Level 2, along the corridor
Telephone –	Radio only
Lighting –	Automatic
Ventilation –	Windows
Layout -	Flat
Seating -	Tables & Chairs
Invigilation -	2 members of staff

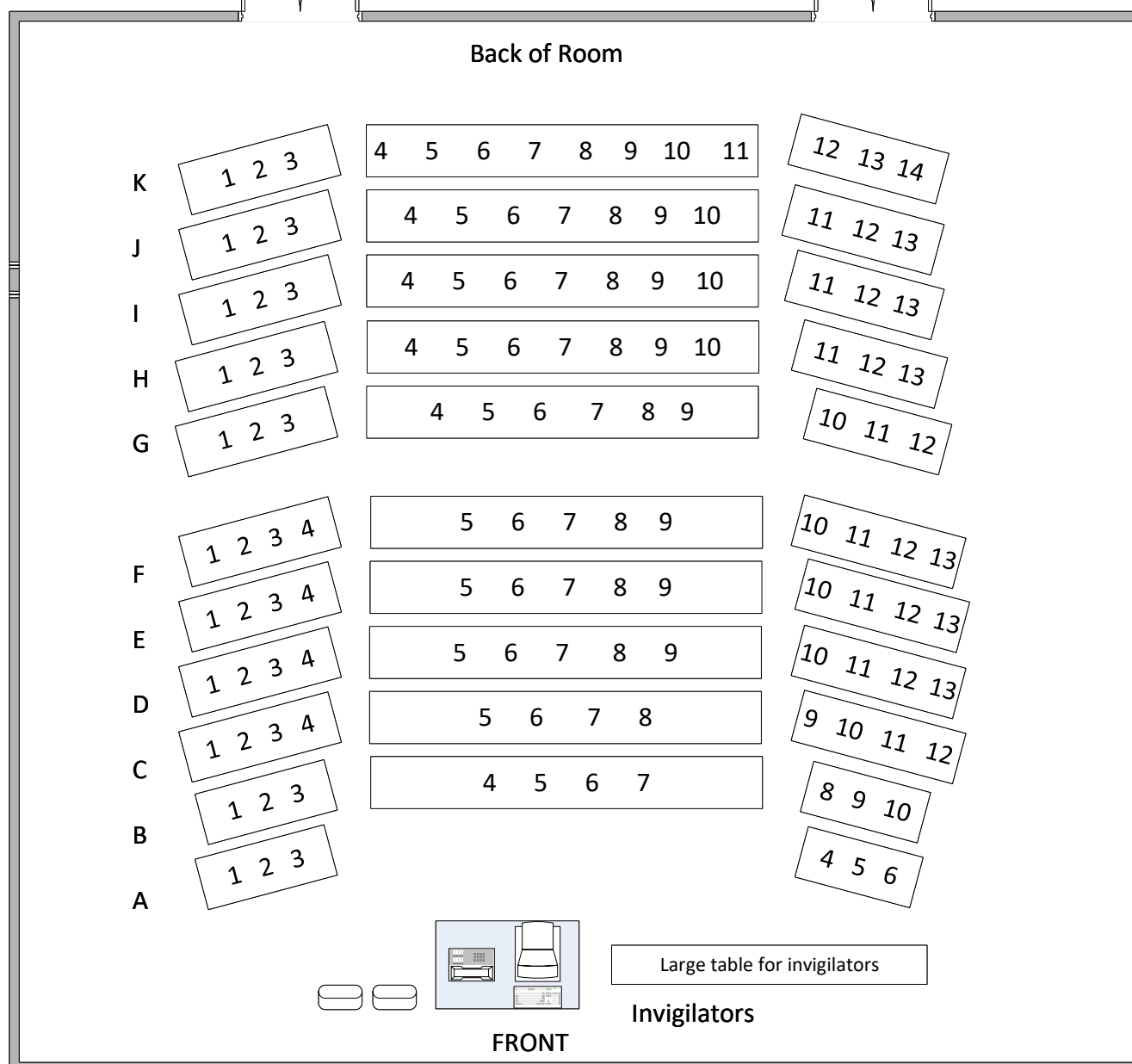
Building 65/2141 (Z)



Building 65/2141 - Max capacity 36

- | | |
|----------------|-----------------------------|
| Level – | Level 2 |
| Toilets – | Level 2, along the corridor |
| Telephone – | Radio only |
| Lighting – | Automatic |
| Ventilation – | Windows |
| Layout - | Flat |
| Seating - | Desks & Chairs |
| Invigilation - | 2 members of staff |


Building 67/1037



Building 67/1037 - Max capacity 132

- Level – Ground floor
- Toilets – To the left of the main room through the doors
- Telephone – Radio only
- Lighting – Automatic
- Ventilation – Automatic
- Layout - Raked (If required, back row set aside for wheelchair access)
- Seating - Fixed benching
- Invigilation - 3 members of staff

Building 67/Portacabin Skills Room A



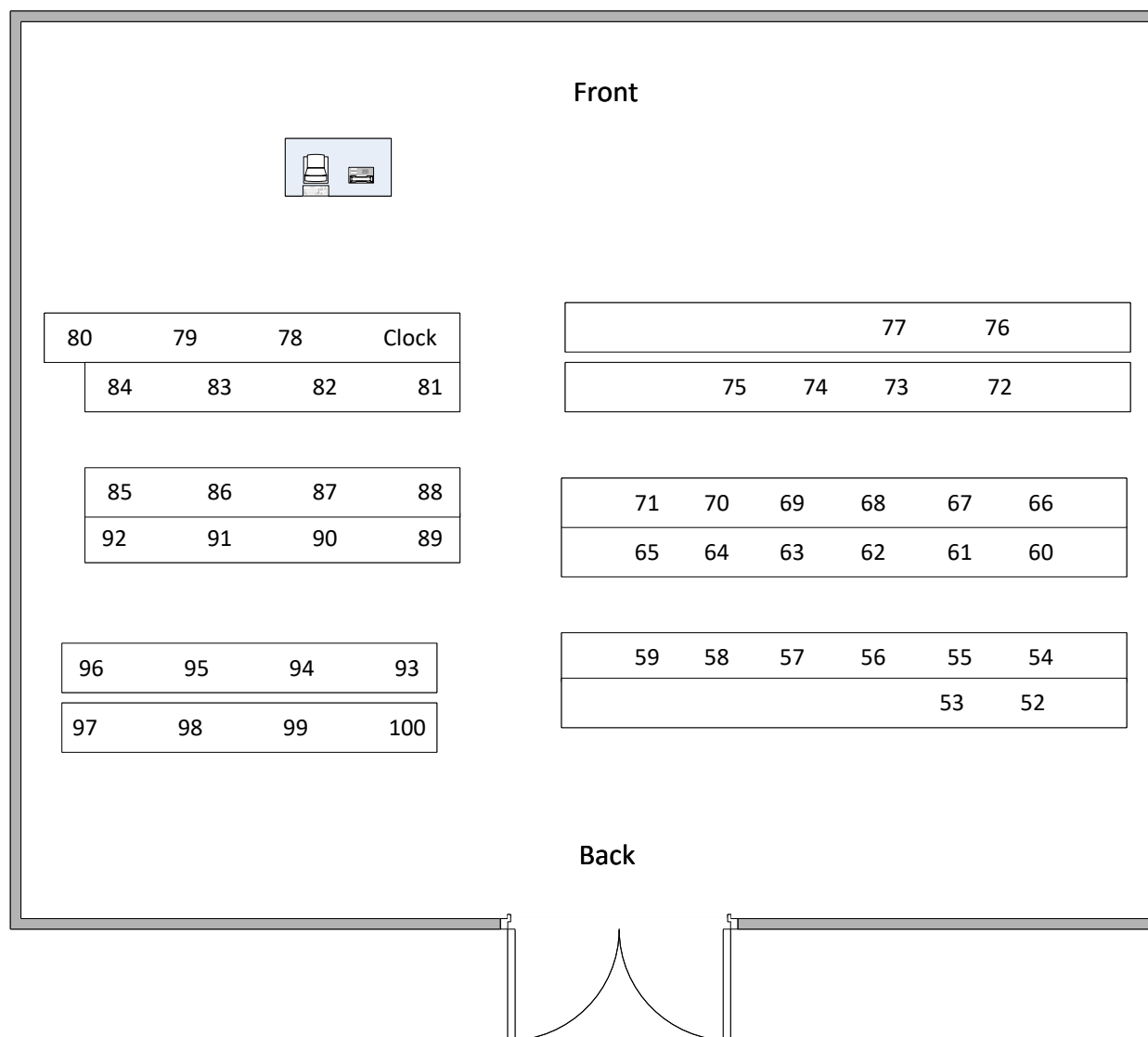
Building 67/Portacabin Skills Room A

- Max capacity 51

Computer Room

- Level – Ground Floor
- Toilets – Exit the room, go to Building 100
- Telephone – Radio
- Lighting – Automatic
- Ventilation – Automatic
- Layout - Flat
- Seating - Table & chairs
- Invigilation - 3 members of staff

Building 67/Portacabin Skills Room B



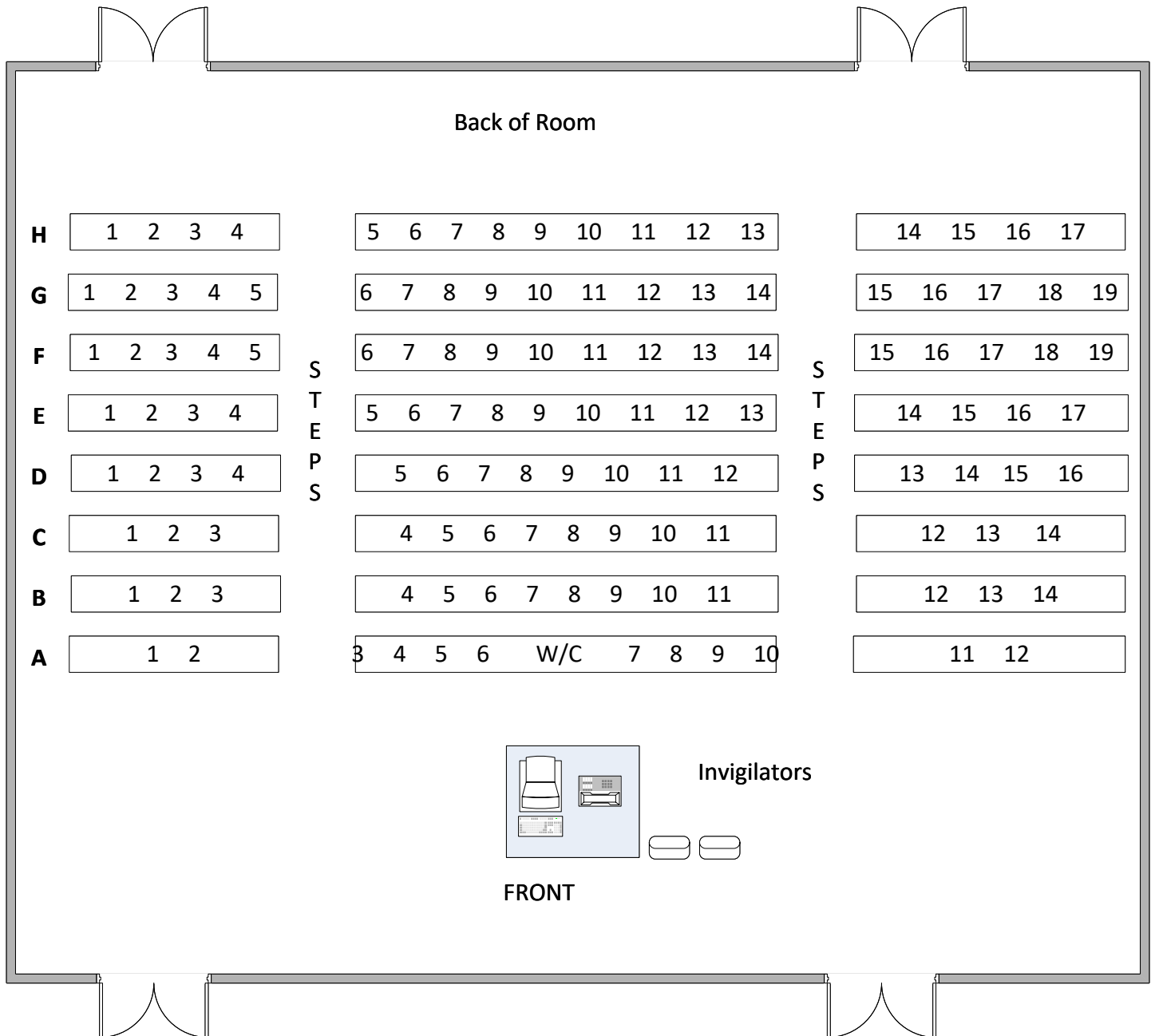
Building 67/Portacabin Skills Room B

- Max capacity 51

Computer Room

- Level – Ground Floor
- Toilets – Exit the room, go to Building 100
- Telephone – Radio
- Lighting – Automatic
- Ventilation – Automatic
- Layout - Flat
- Seating - Tables & chairs
- Invigilation - 3 members of staff

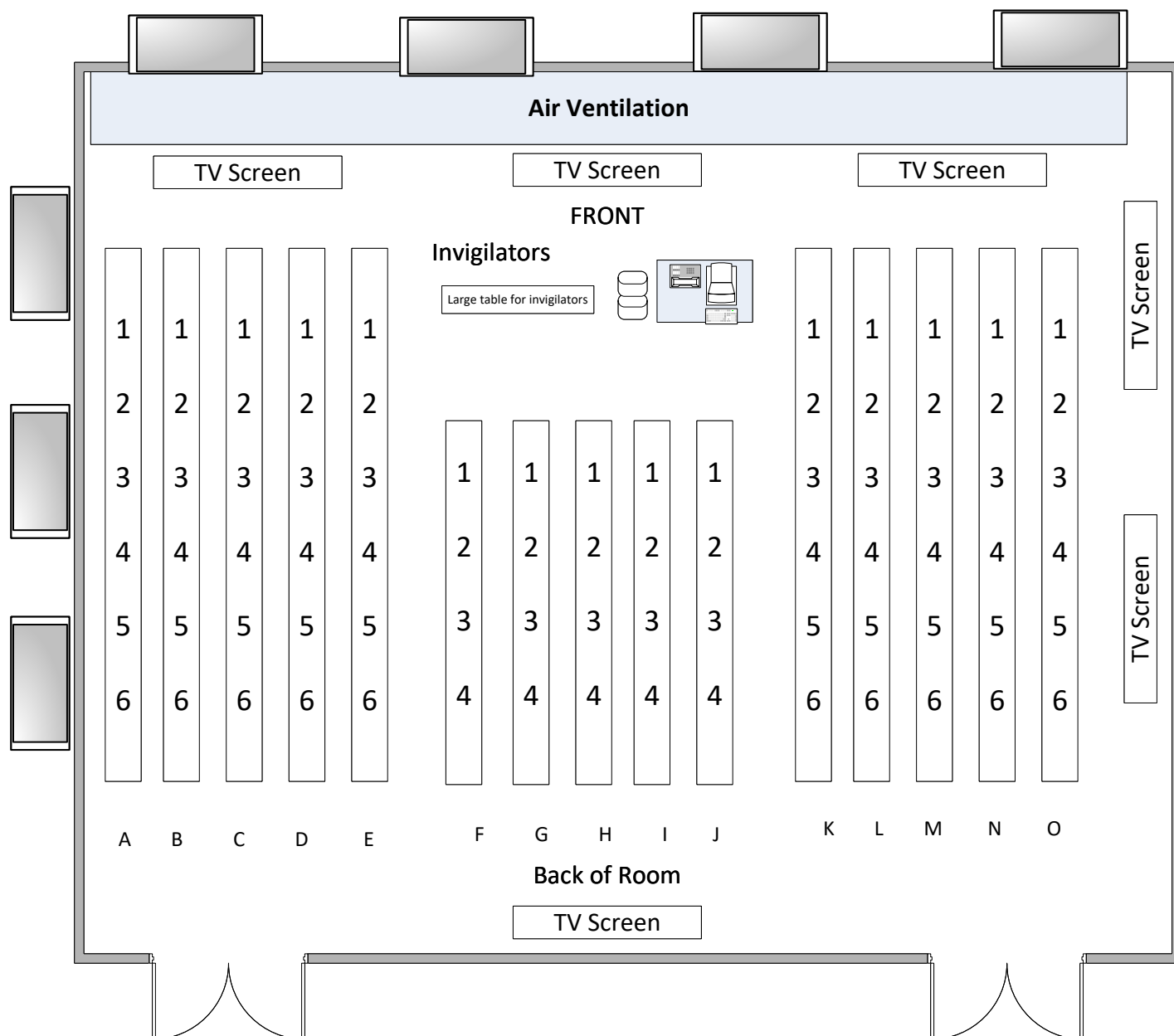
Building 100/1001



Building 100/1001 - Max capacity - 104

- Level – Ground Floor (Level 2)
- Toilets – Level 2 - Exit at the rear of LT, turn left, at the end of the corridor
Level 1 - Exit at the bottom of the LT, turn right, upstairs, on the right
- Telephone – Radio only
- Lighting – Automatic (Low, Med & High setting on PC screen)
- Ventilation – Centrally controlled
- Layout - Raked
- Seating - Fixed benching
- Invigilation - 3 members of staff

Building 100, Room 3023

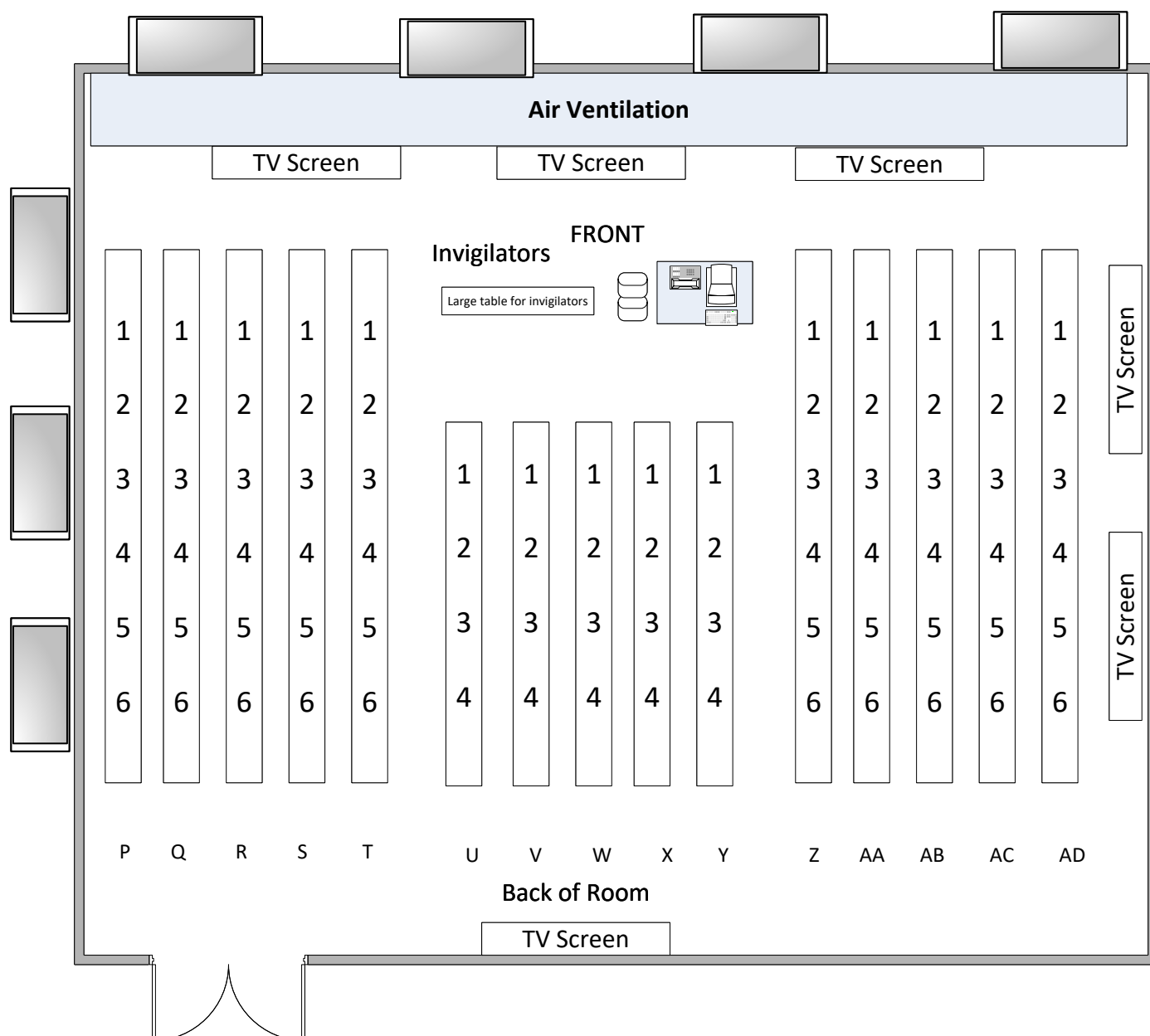


Building 100/Room 3023

Max capacity 80

- Level – Level 3
- Toilets – Exit LT, turn left and left again (by staircase)
- Telephone – Radio only
- Lighting – Switch on wall (by door), rocker switch, press up for on and down for off
- Ventilation – Centrally controlled
- Layout - Flat
- Seating - Temporary desks & chairs (delivered by porters)
- Invigilation - 4 members of staff (including floating invigilator)

Building 100, Room 4013

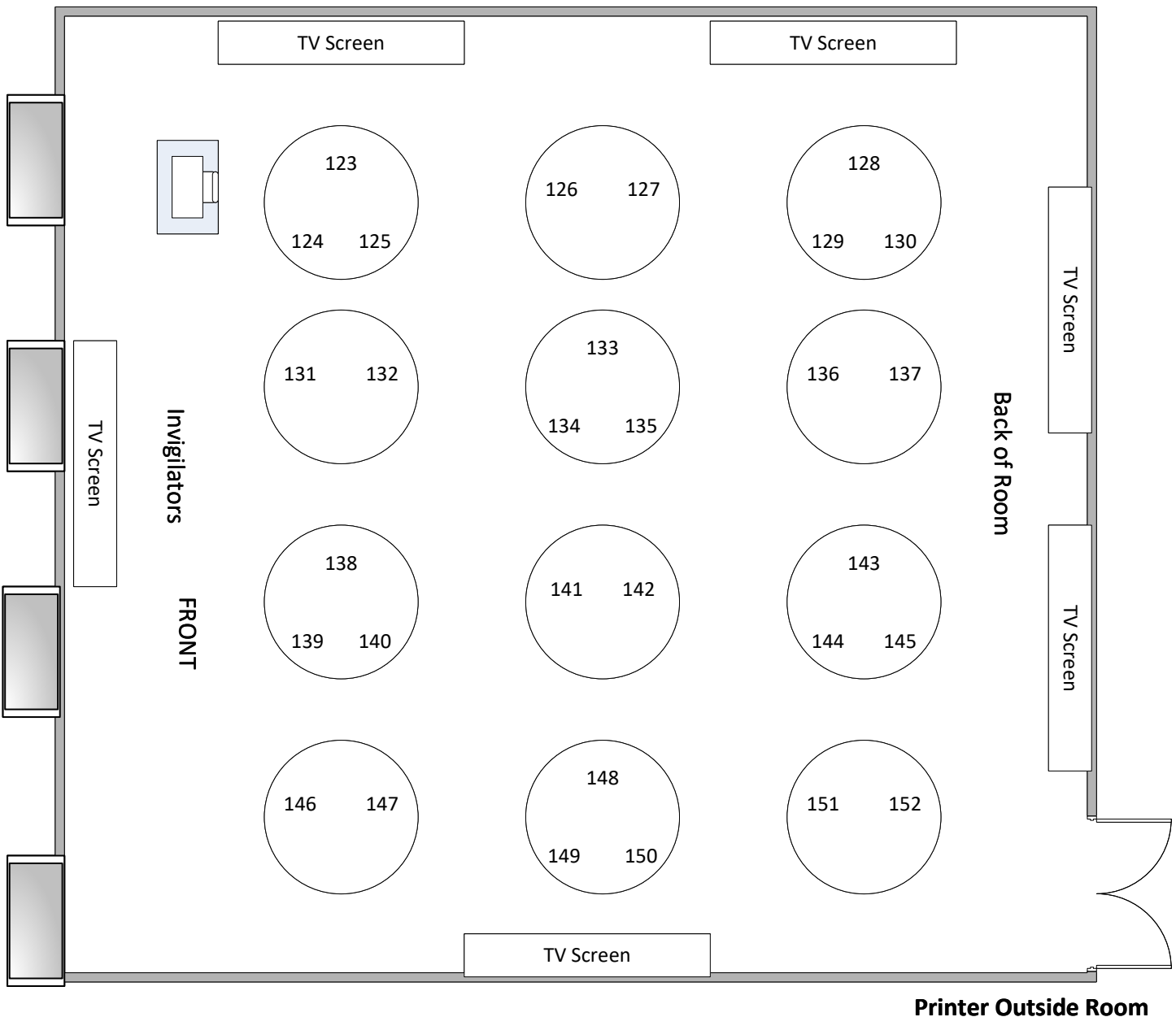


Building 100/Room 4013

Max capacity 80

- Level – Level 4
- Toilets – Exit LT, turn left and left again (by staircase)
- Telephone – Radio only
- Lighting – Switch on wall (by door), rocker switch, press up for on and down for off
- Ventilation – Centrally controlled
- Layout - Flat
- Seating - Temporary desks & chairs (delivered by porters)
- Invigilation - 3 members of staff

Building 100, Room 5011




Building 100/Room 5011

Max capacity 30

- Level – Level 3
- Toilets – Exit room, turn left, down corridor, turn left (by staircase)
- Telephone – Radio only
- Lighting – Switch on wall (by door), rocker switch, press up for on and down for off
- Ventilation – Centrally controlled
- Layout - Flat
- Seating - Temporary desks & chairs (delivered by porters)
- Invigilation - 3 members of staff

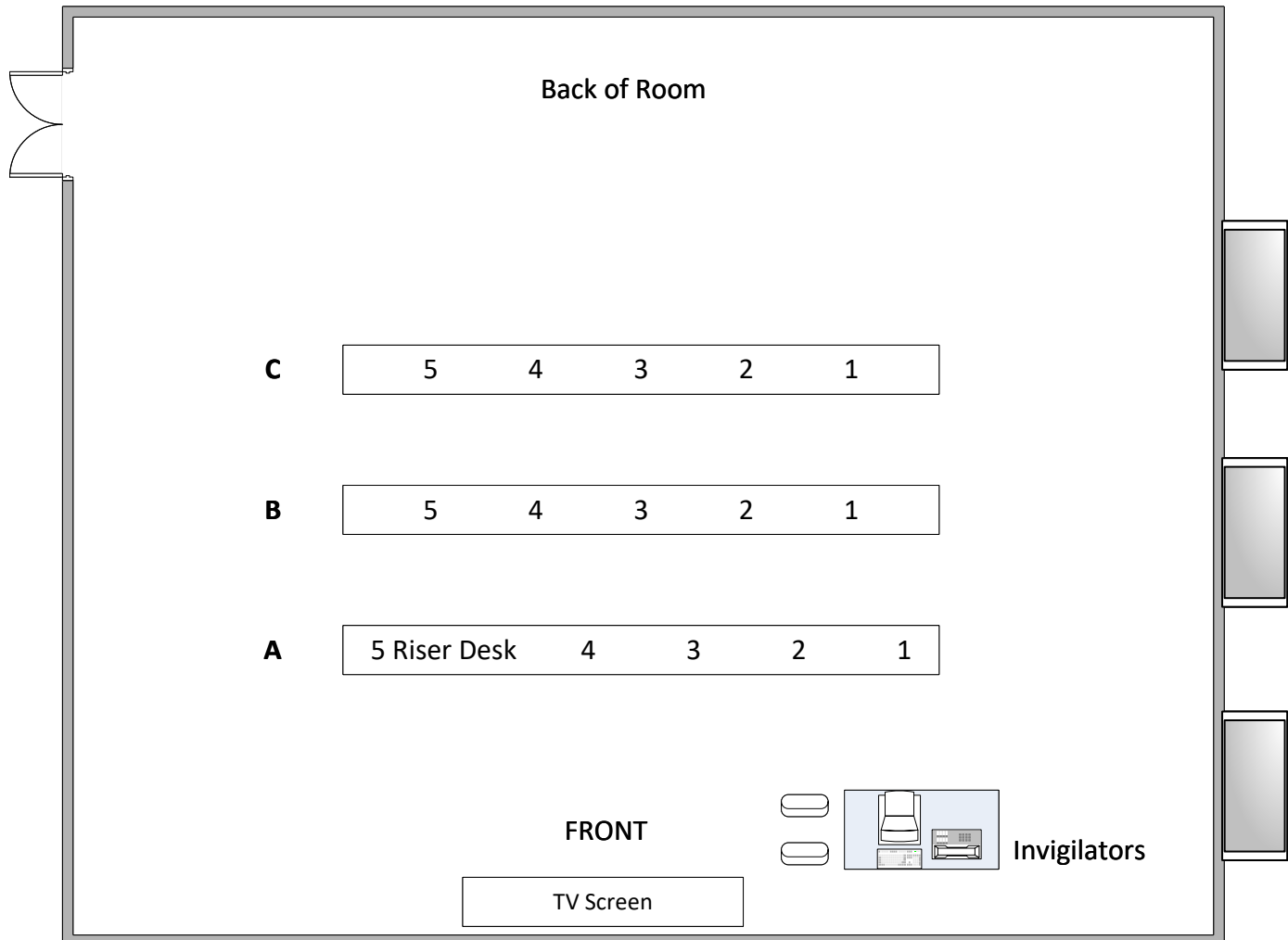
Building 100/5013 (Z)



Building 100/5013 (Z) - Max capacity 15 (Riser Desk)

- Level – Level 5
- Toilets – Exit room, turn right and then left to corridor by lifts, at the end of the corridor turn left
- Telephone – Radio
- Lighting – Switch on wall (by door), rocker switch, press up for on and down for off
- Ventilation – Centrally controlled
- Layout - Flat
- Invigilation - 2 members of staff
- Window blinds – roller blinds. Pull chord to side of window to raise/lower blinds.

Building 100/5015 (Z)



Building 100/5015 (Z) - Max capacity 15 (Riser Desk)

Level – Level 5

Toilets – Exit room, turn right and then left to corridor by lifts, at the end of the corridor turn left

Telephone – Radio

Lighting – Switch on wall (by door), rocker switch, press up for on and down for off

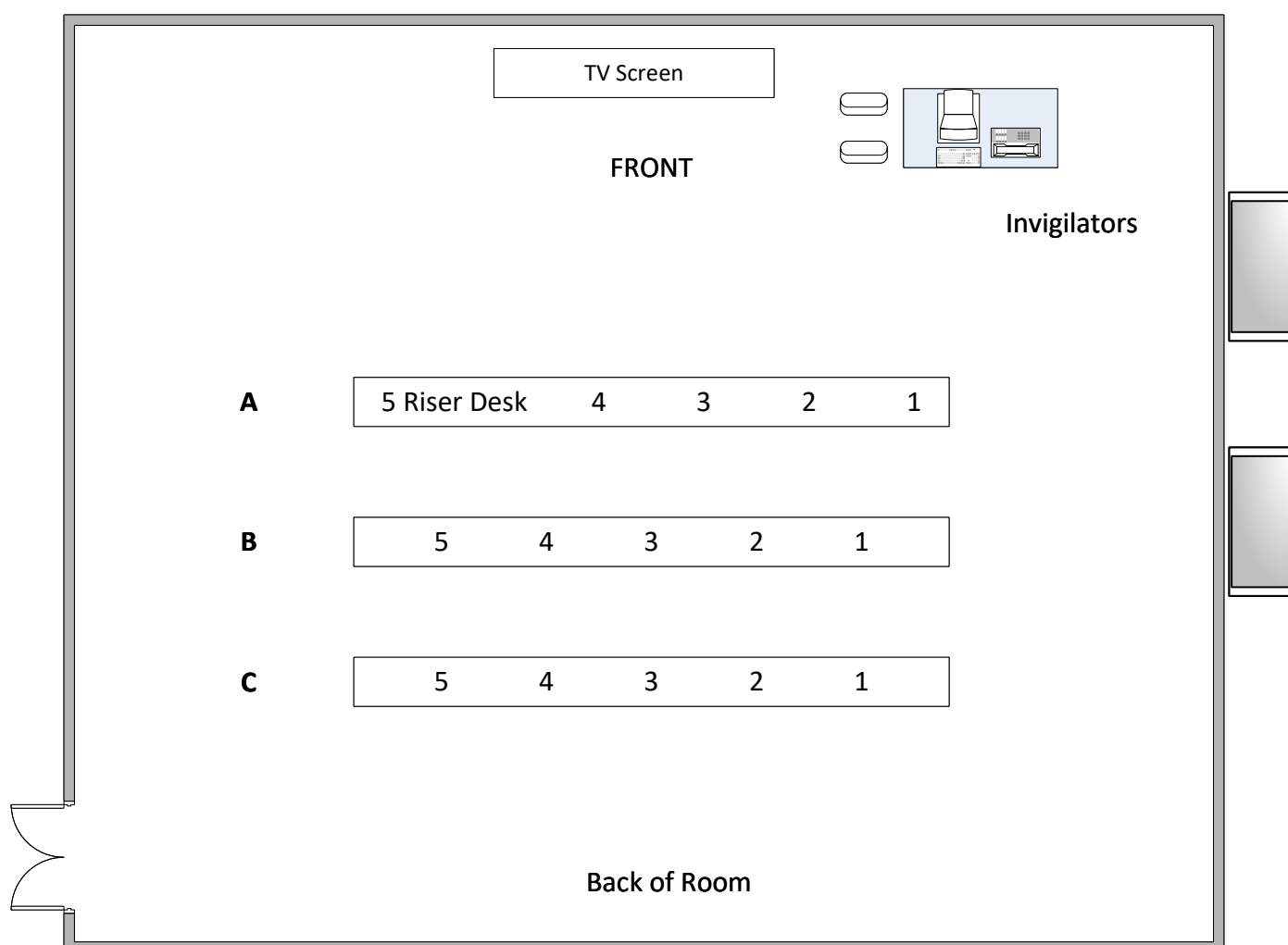
Ventilation – Centrally controlled

Layout - Flat

Invigilation - 2 members of staff

Window blinds – roller blinds. Pull chord to side of window to raise/lower blinds.

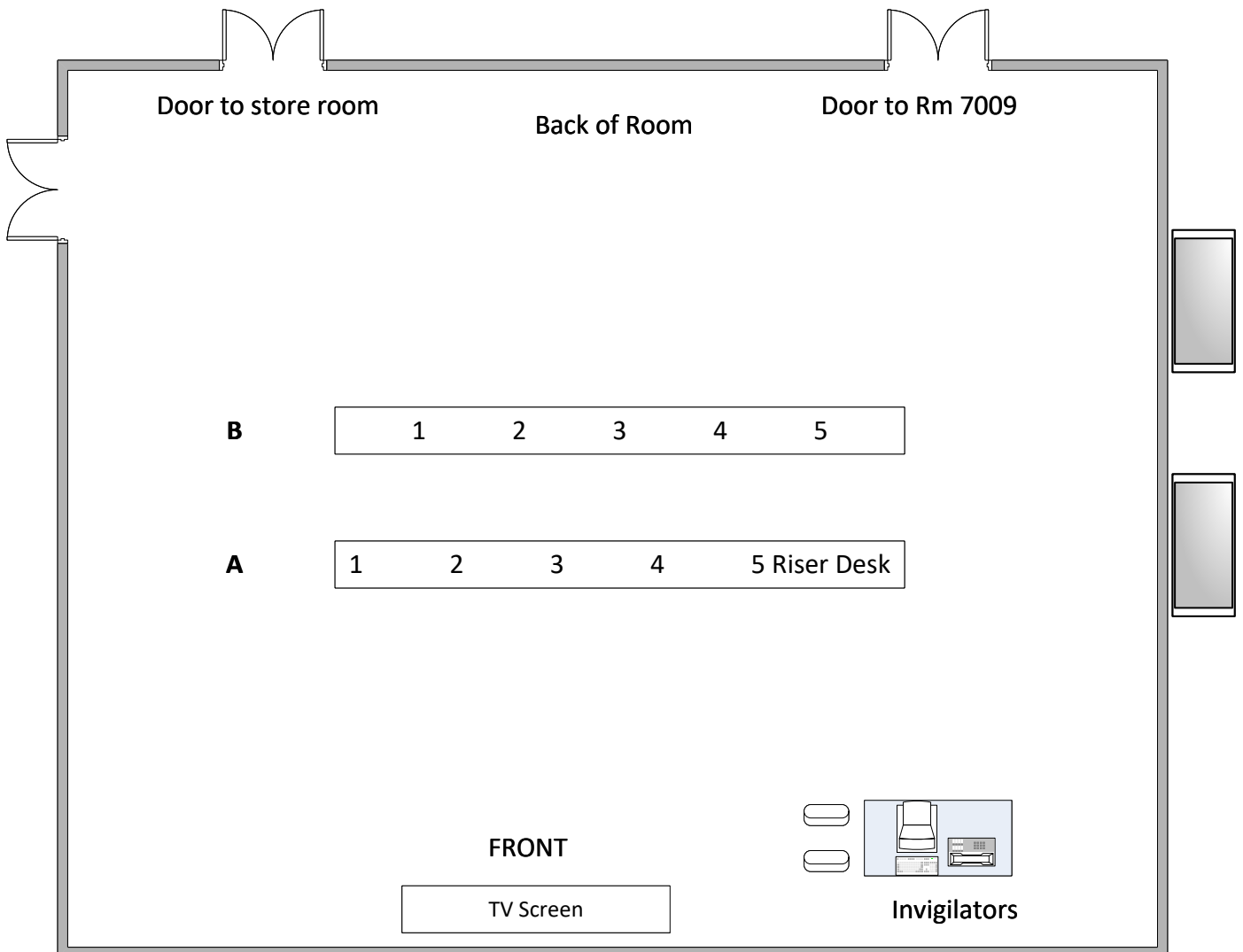
Building 100/5017 (Z)



Building 100/5017 (Z) - Max capacity 15 (Riser Desk)

- Level – Level 5
- Toilets – Exit room, turn right and then left to corridor by lifts, at the end of the corridor turn left
- Telephone – Radio
- Lighting – Switch on wall (by door), rocker switch, press up for on and down for off
- Ventilation – Centrally controlled
- Layout - Flat
- Invigilation - 2 members of staff
- Window blinds – roller blinds. Pull chord to side of window to raise/lower blinds.

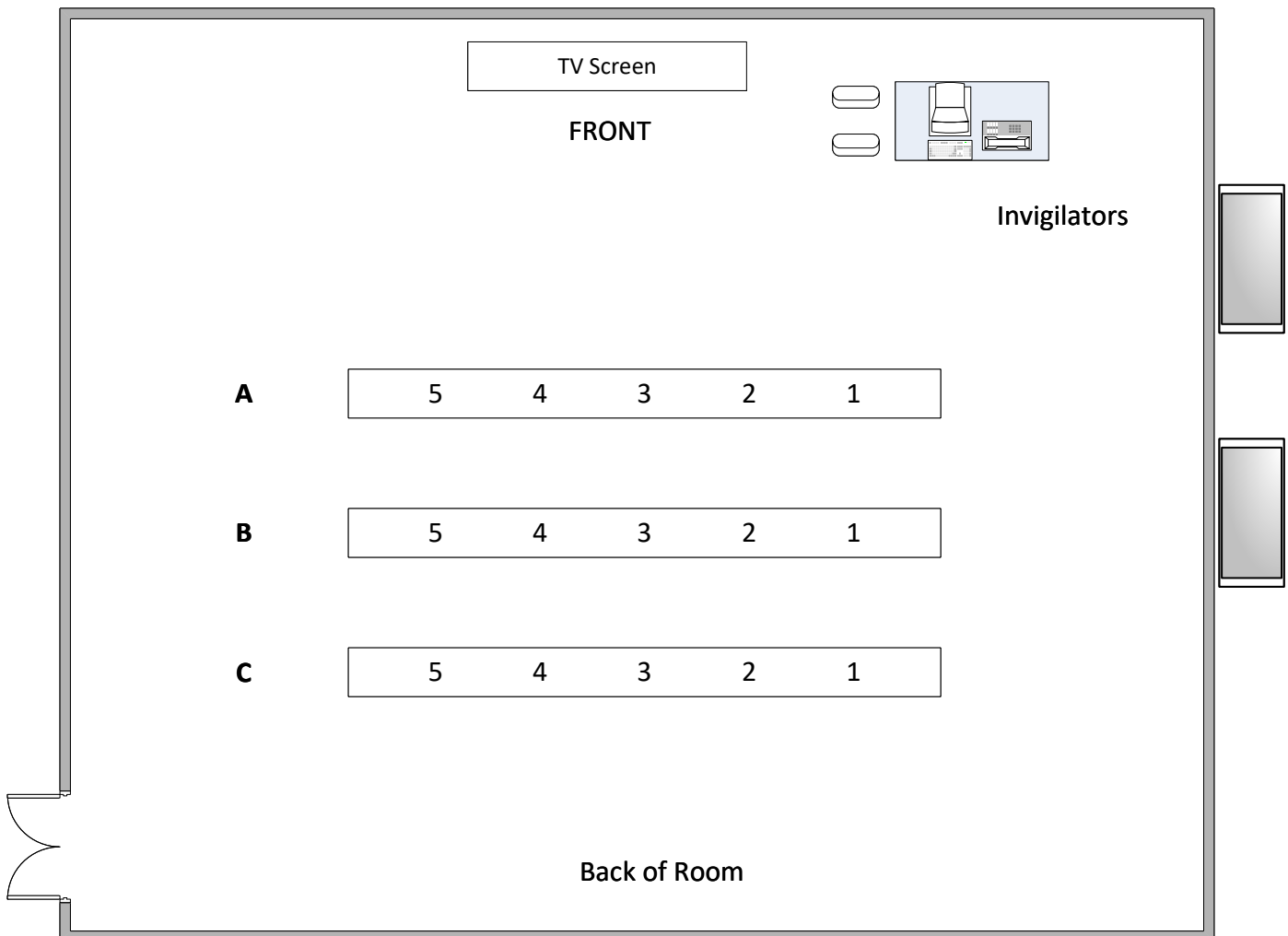
Building 100/7007 (Z)



Building 100/7007 (Z) - Max capacity 10 (Riser Desk)

- Level – Level 7
- Toilets – Exit room, turn right to corridor by lifts, at the end of the corridor turn left
- Telephone – Radio
- Lighting – Switch on wall (by door), rocker switch, press up for on and down for off
- Ventilation – Centrally controlled
- Layout - Flat
- Invigilation - 2 members of staff
- Window blinds – roller blinds. Pull chord to side of window to raise/lower blinds.

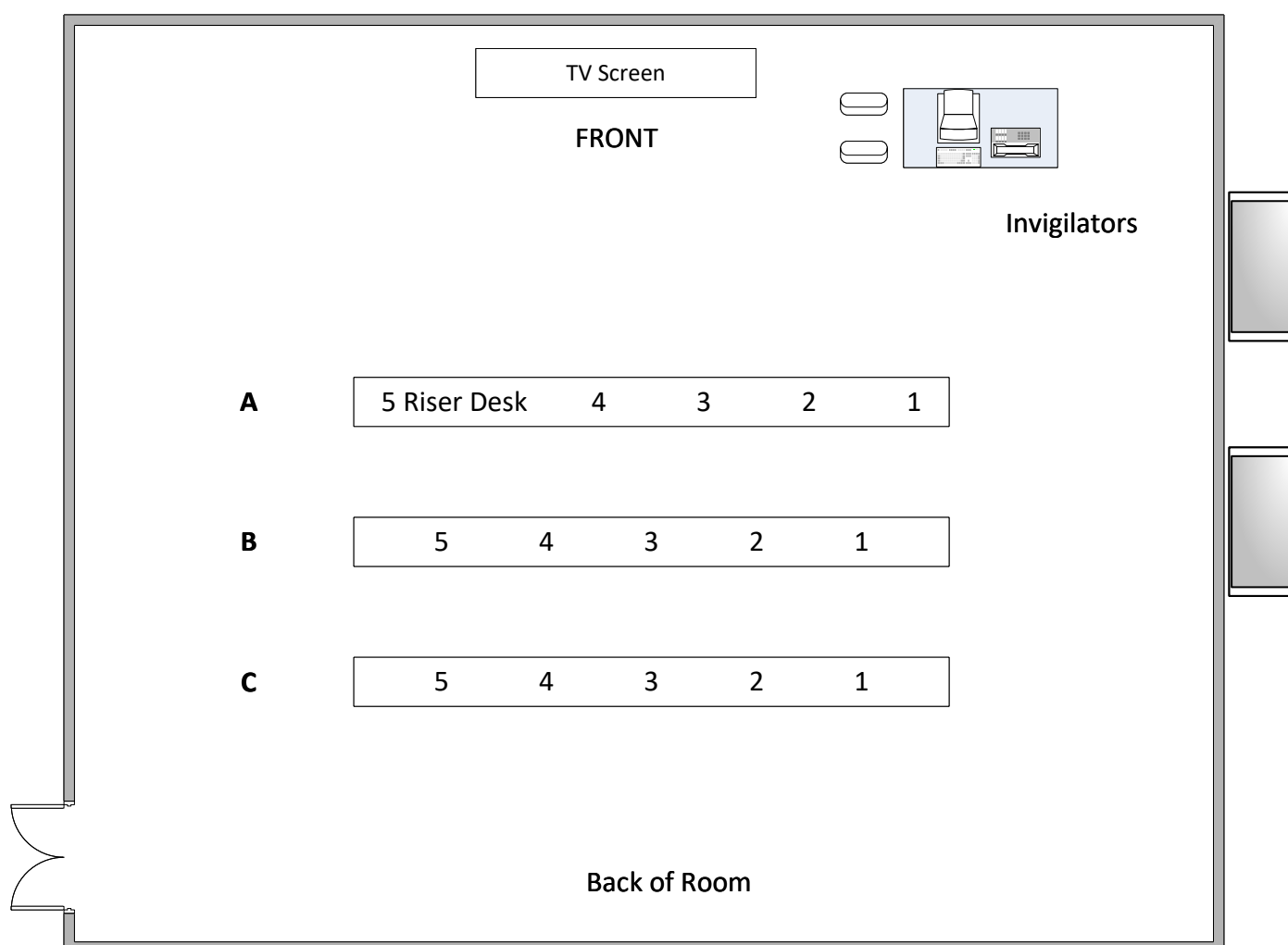
Building 100/7011 (Z)



Building 100/7011 (Z) - Max capacity 15

- Level – Level 7
- Toilets – Exit room, turn right to corridor by lifts, at the end of the corridor turn left
- Telephone – Radio
- Lighting – Switch on wall (by door), rocker switch, press up for on and down for off
- Ventilation – Centrally controlled
- Layout - Flat
- Invigilation - 2 members of staff
- Window blinds – roller blinds. Pull chord to side of window to raise/lower blinds.

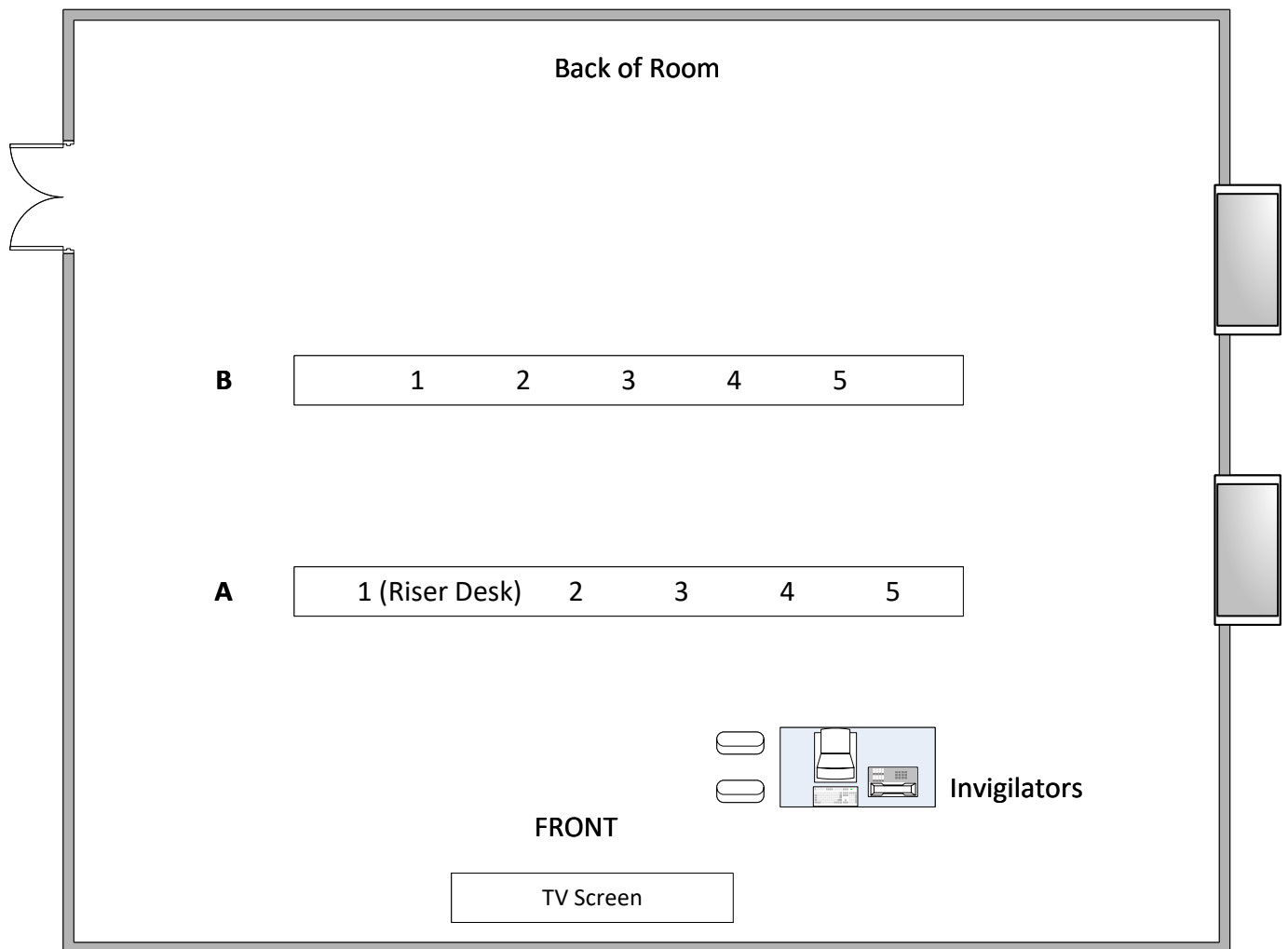
Building 100/7013 (Z)



Building 100/7013 (Z) - Max capacity 15(Riser Desk)

- Level – Level 7
- Toilets – Exit room, turn right to corridor by lifts, at the end of the corridor turn left
- Telephone – Radio
- Lighting – Switch on wall (by door), rocker switch, press up for on and down for off
- Ventilation – Centrally controlled
- Layout - Flat
- Invigilation - 2 members of staff
- Window blinds – roller blinds. Pull chord to side of window to raise/lower blinds.

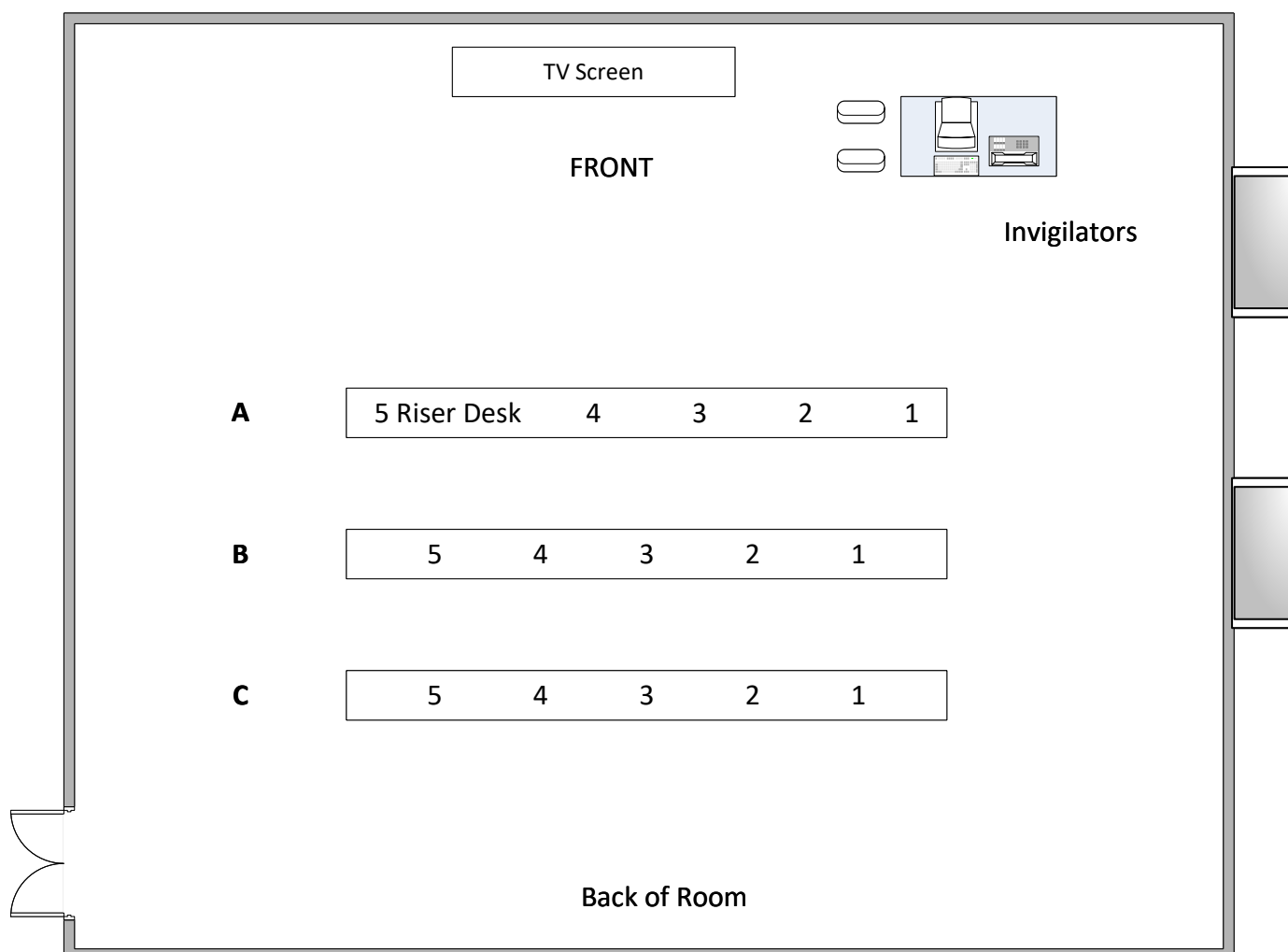
Building 100/8009 (Z)



Building 100/8009 (Z) - Max capacity 10 (Riser Desk)

Level –	Level 8
Toilets –	Exit room, turn right to corridor by lifts, at the end of the corridor turn left
Telephone –	Radio
Lighting –	Switch on wall (by door), rocker switch, press up for on and down for off
Ventilation –	Centrally controlled
Layout -	Flat
Invigilation -	2 members of staff

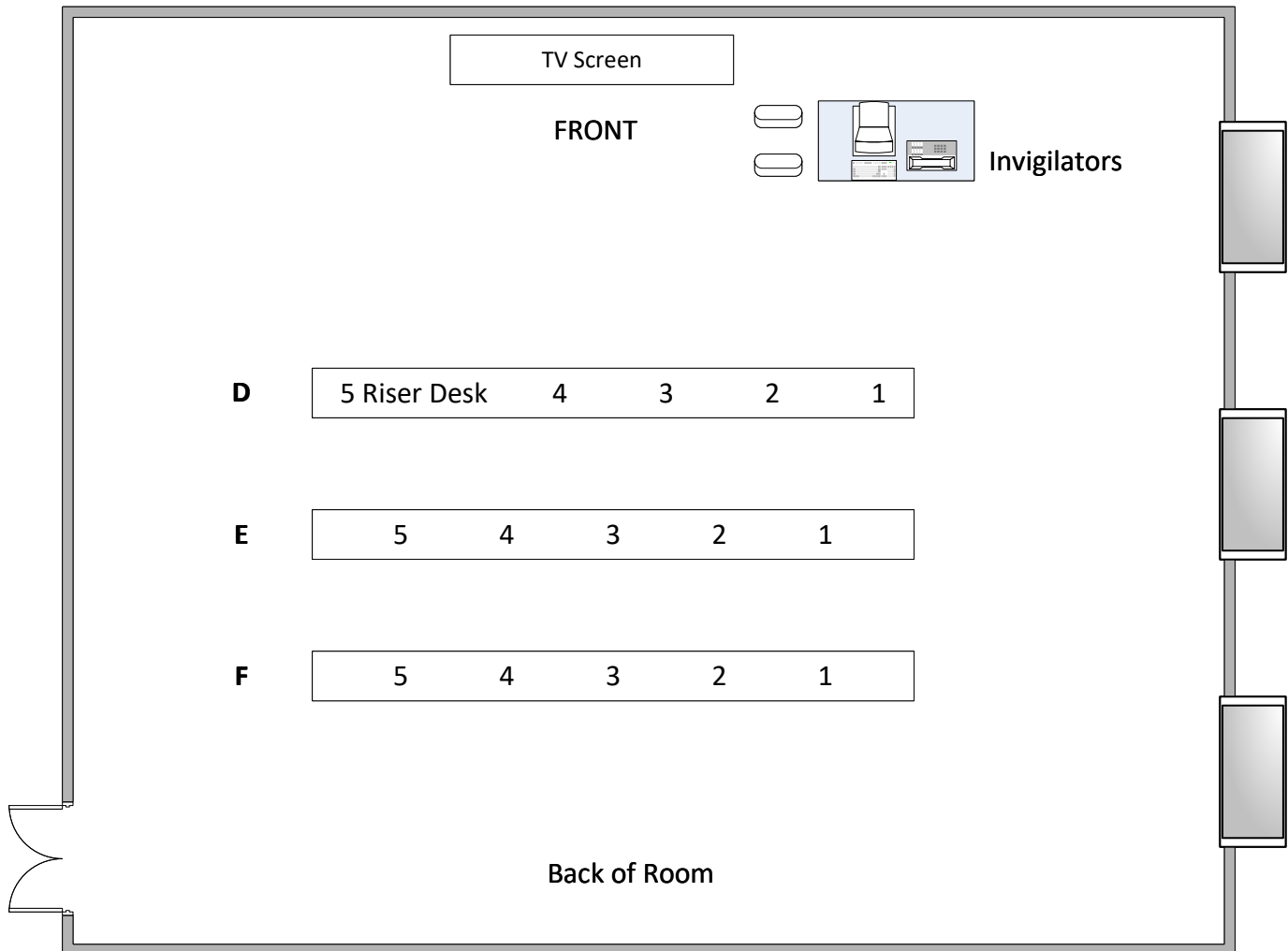
Building 100/8011 (Z)



Building 100/8011 (Z) - Max capacity 15(Riser Desk)

Level –	Level 8
Toilets –	Exit room, turn right to corridor by lifts, at the end of the corridor turn left
Telephone –	Radio
Lighting –	Switch on wall (by door), rocker switch, press up for on and down for off
Ventilation –	Centrally controlled
Layout -	Flat
Invigilation -	2 members of staff

Building 100/8013 (Z)



Building 100/8013 (Z) - Max capacity 15(Riser Desk)

Level – Level 8

Toilets – Exit room, turn right to corridor by lifts, at the end of the corridor turn left

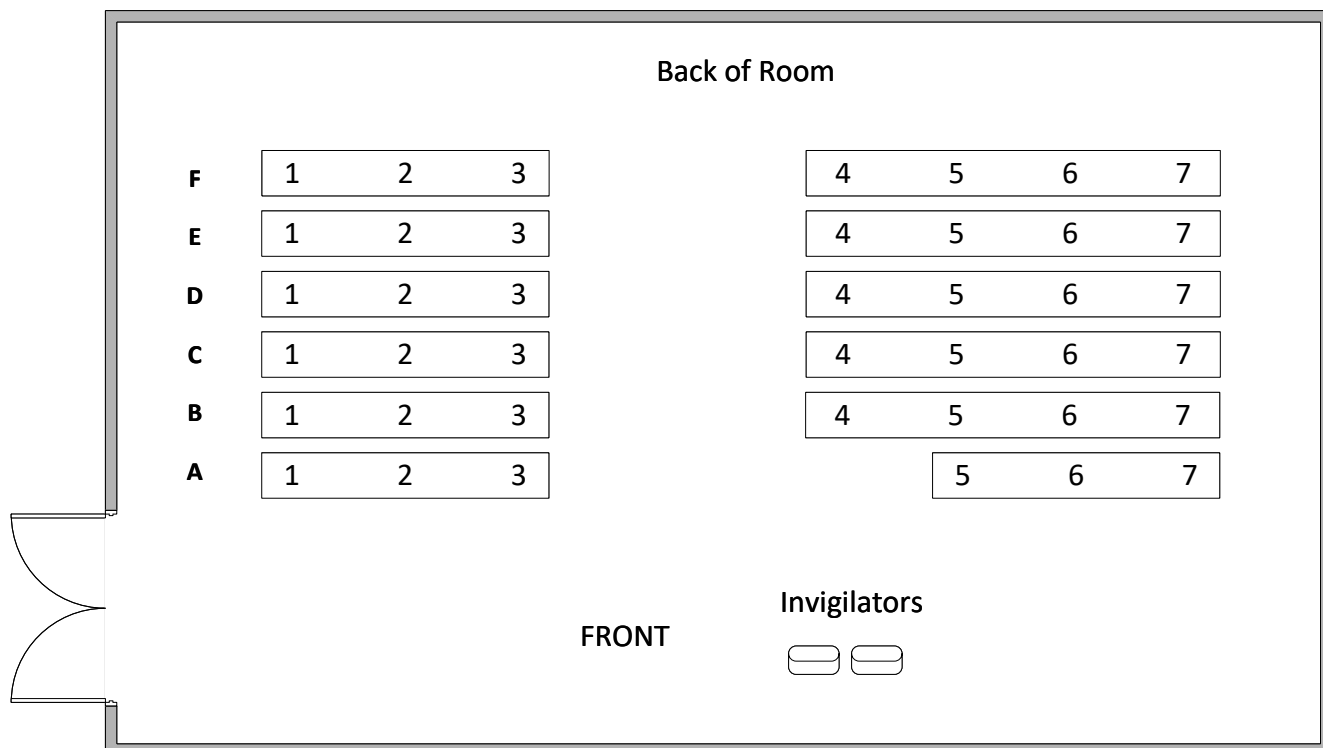
Telephone – Radio

Lighting – Switch on wall (by door), rocker switch, press up for on and down for off

Ventilation – Centrally controlled

Layout - Flat

Invigilation - 2 members of staff



NOCS/166/21 Lab G1 – Max Capacity 41

Level – 6

Toilets – Ladies and Disabled Node 1; Gents Node 8

Telephone – On lectern

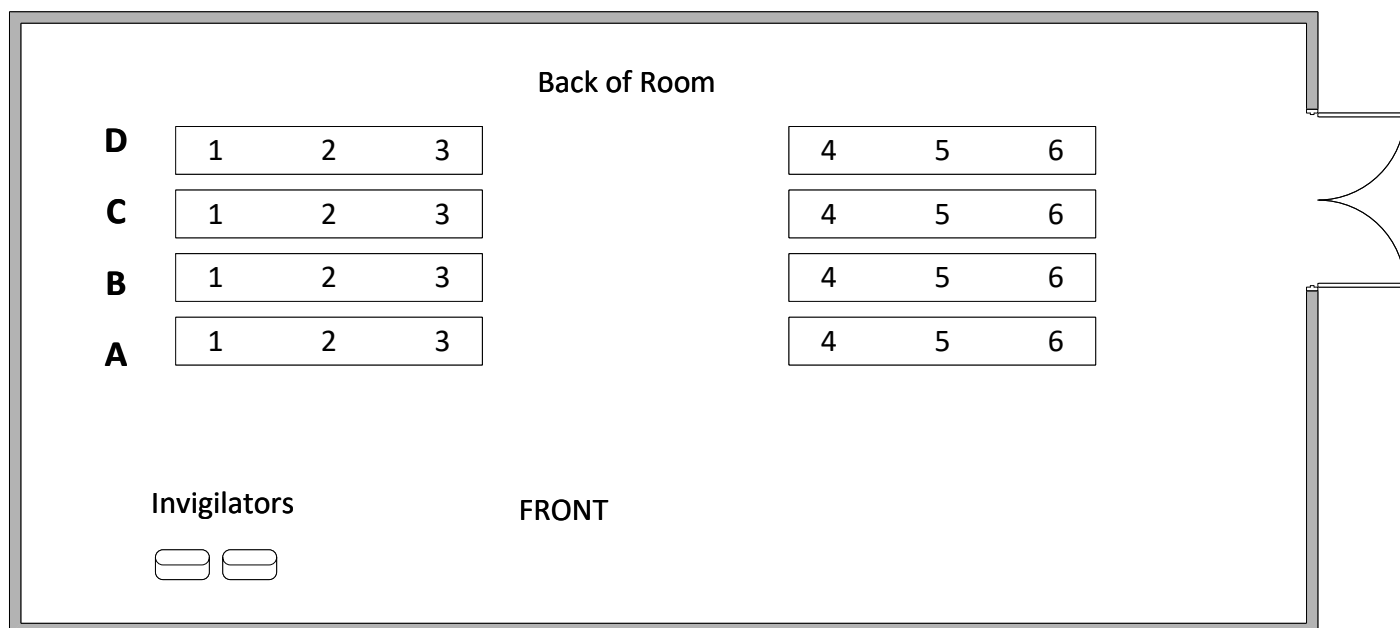
Lighting – On right side of entry door

Ventilation – Windows

Layout – Flat

Seating – Moveable desks and chairs

Invigilation – 2 members of staff



NOCS/166/27 Lab G2 – Max Capacity 24

Level – 6

Toilets – Ladies and Disabled Node 1; Gents Node 8

Telephone – On lectern

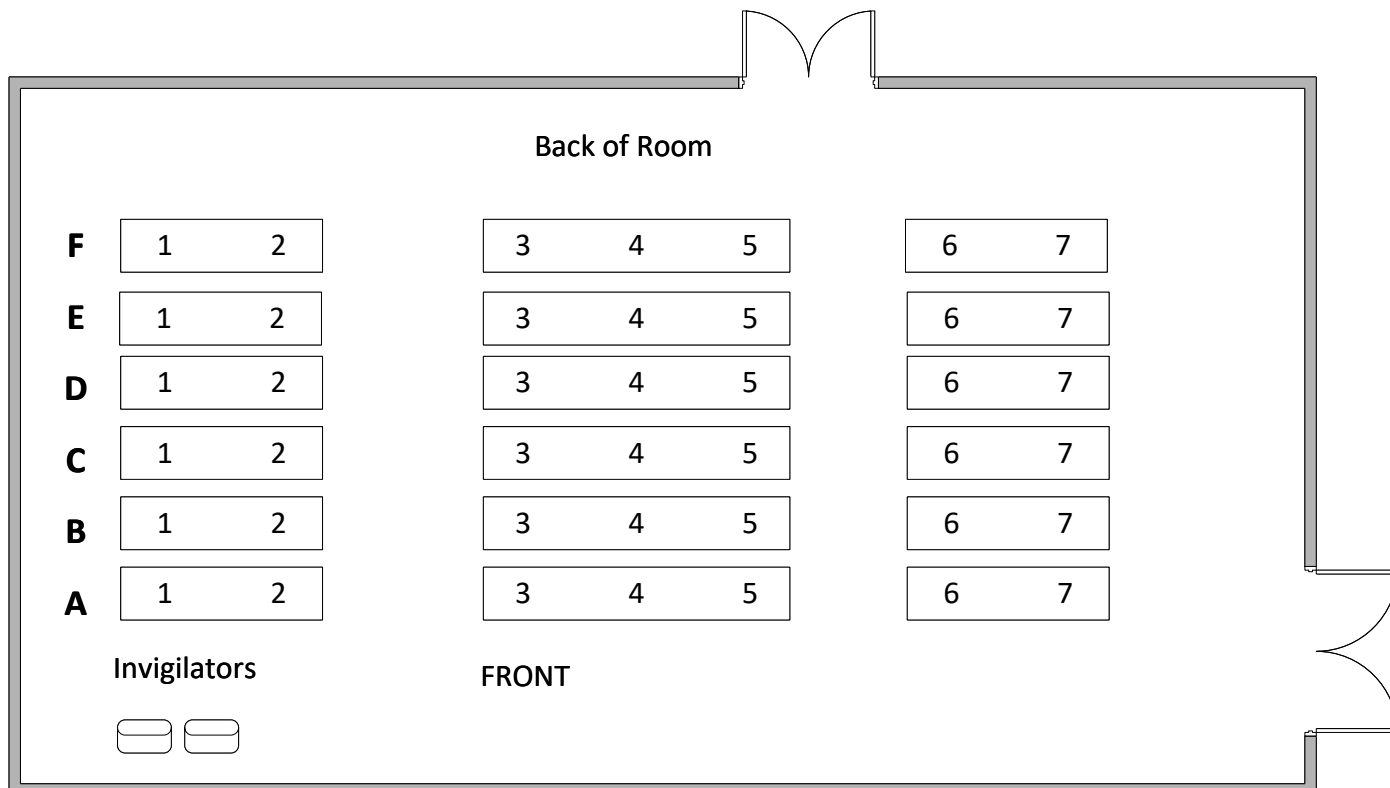
Lighting – On right side of entry door

Ventilation – Windows

Layout – Flat

Seating – Moveable desks and chairs

Invigilation – 2 members of staff



NOCS/166/37 Lab T – Max Capacity 42

Level – 6

Toilets – Ladies and Disabled Node 1; Gents Node 6

Telephone – On lectern

Lighting – On right side of entry door

Ventilation – Windows

Layout – Flat

Seating – Moveable desks and chairs

Invigilation – 2 members of staff