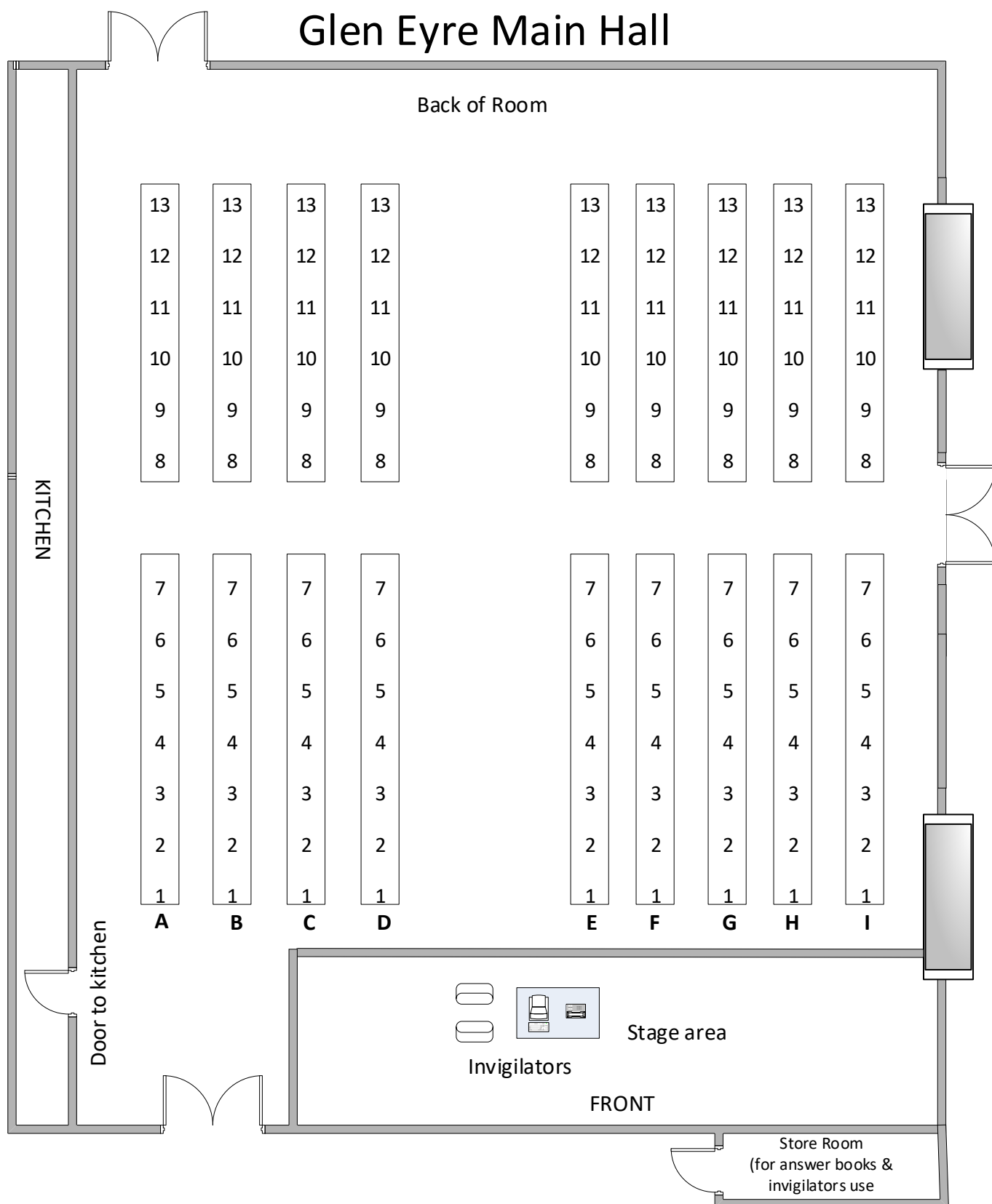


Examination Room Plans

Contents

Page	Room	Page
3	42/SU Sports Hall	34
4	44/1061	35
5	46/2003	36
6	46/2005	37
7	46/3001	38
8	54/5025	39
9	54/5027	40
10	58/1043 (Z CAA)	41
11	58/1045	42
12	58/1047	43
13	58/1049	44-45
14	59/Lab 2203/2213	46-47
15	59/Lab 3229	48
16	59P/1001	49
17	59P/1003	50
18	59P/1005	51
19	59P/1007	52
20	67/1037	53
21	100/3023	54
22	100/4013	55
23	100/5011	56
24	100/7007 (Z)	57
25	100/7011 (Z)	58
26	100/7013 (Z)	59
27	100/8009 (Z)	60
28	100/8011 (Z)	61
29	100/8013 (Z)	62
30		
31		
32		
33		

Glen Eyre Main Hall



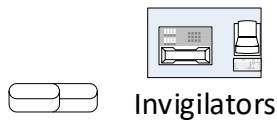
Glen Eyre Main Hall - Max capacity 117

- Level – Ground Floor
- Toilets – Along corridor by Halls Office
- Telephone – Radio
- Lighting – On left hand wall by stage
- Ventilation – Windows
- Layout - Flat
- Seating - Temporary desks & chairs (delivered by porters)
- Invigilation - 3 members of staff

Building 2/1039

Back of Room

K	1	2	3	4	5
J	1	2	3	4	5
I	1	2	3	4	5
H	1	2	3	4	5
G	1	2	3	4	5
F	1	2	3	4	5
E	1	2	3	4	5
D	1	2	3	4	5
C	1	2	3	4	5
B	1	2	3	4	5
A	1	2	3	4	5




Invigilators

FRONT

Building 2/1039 - Max capacity 55

- Level – Lower Ground Floor
- Toilets – Out of room turn left, then left again, follow down the corridor and it is on the right hand side.
- Telephone – Radio
- Lighting – Auto (switch panel on wall at back of room)
- Ventilation – Automatic
- Layout - Raked
- Seating - Fixed benching
- Invigilation – 2 members of staff

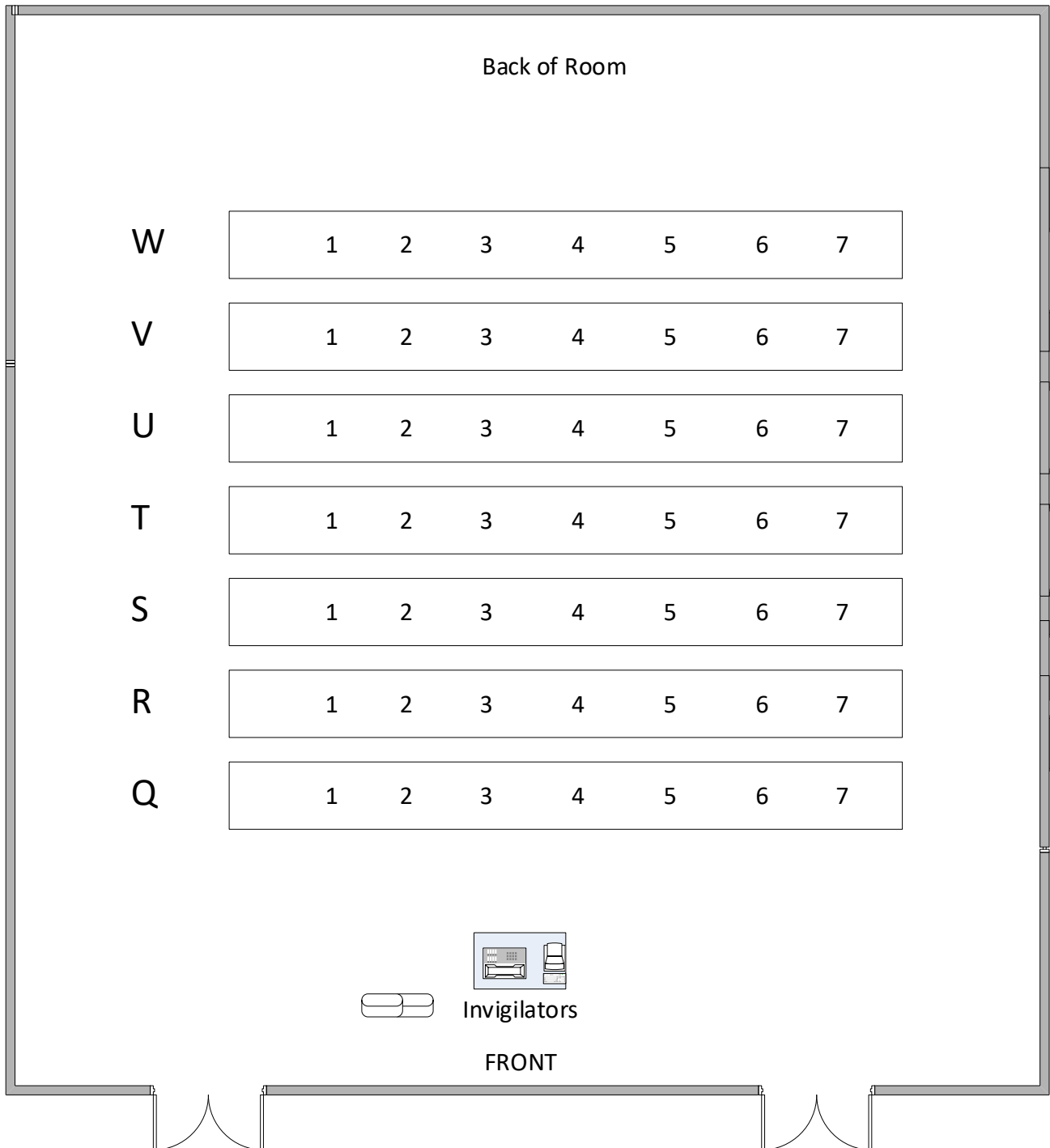
Building 2/1079



Building 2/1079 - Max capacity 30

- Level – Lower Ground Floor
- Toilets – Lower Ground floor, out of main Foyer and along corridor
- Telephone – Radio
- Lighting – Switch panel on wall
- Ventilation – Automatic
- Layout - Raked
- Seating - Fixed benching
- Invigilation – 2 members of staff


Building 2/1083



Building 2/1083 - Max capacity 49

Level –	Lower Ground Floor
Toilets –	Lower Ground floor, out of main Foyer and along corridor
Telephone –	Radio
Lighting –	Switch panel on wall
Ventilation –	Automatic
Layout -	Raked
Seating -	Fixed benching
Invigilation –	2 members of staff


Building 2/1085



Building 2/1085 - Max capacity 48

Level –	Lower Ground Floor
Toilets –	Lower Ground floor, out of main Foyer and along corridor
Telephone –	Radio
Lighting –	Switch panel on wall
Ventilation –	Automatic
Layout -	Raked
Seating -	Fixed benching
Invigilation –	2 members of staff

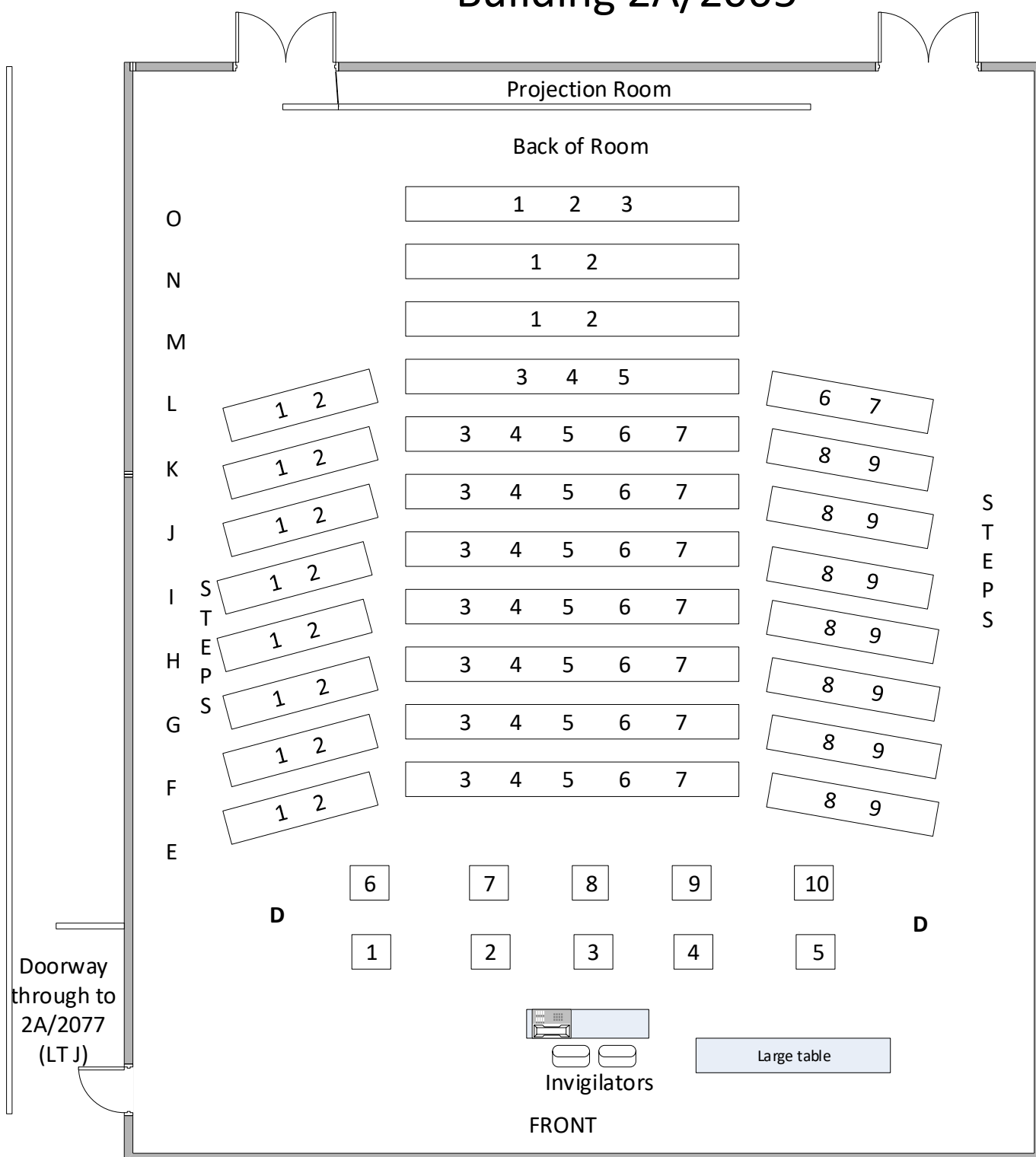
Building 2/1089



Building 2/1089 - Max capacity 72

Level –	Lower Ground Floor
Toilets –	Lower Ground floor, out of main Foyer and along corridor
Telephone –	Radio
Lighting –	Switch panel on wall
Ventilation –	Automatic
Layout -	Raked
Seating -	Fixed benching
Invigilation –	2 members of staff

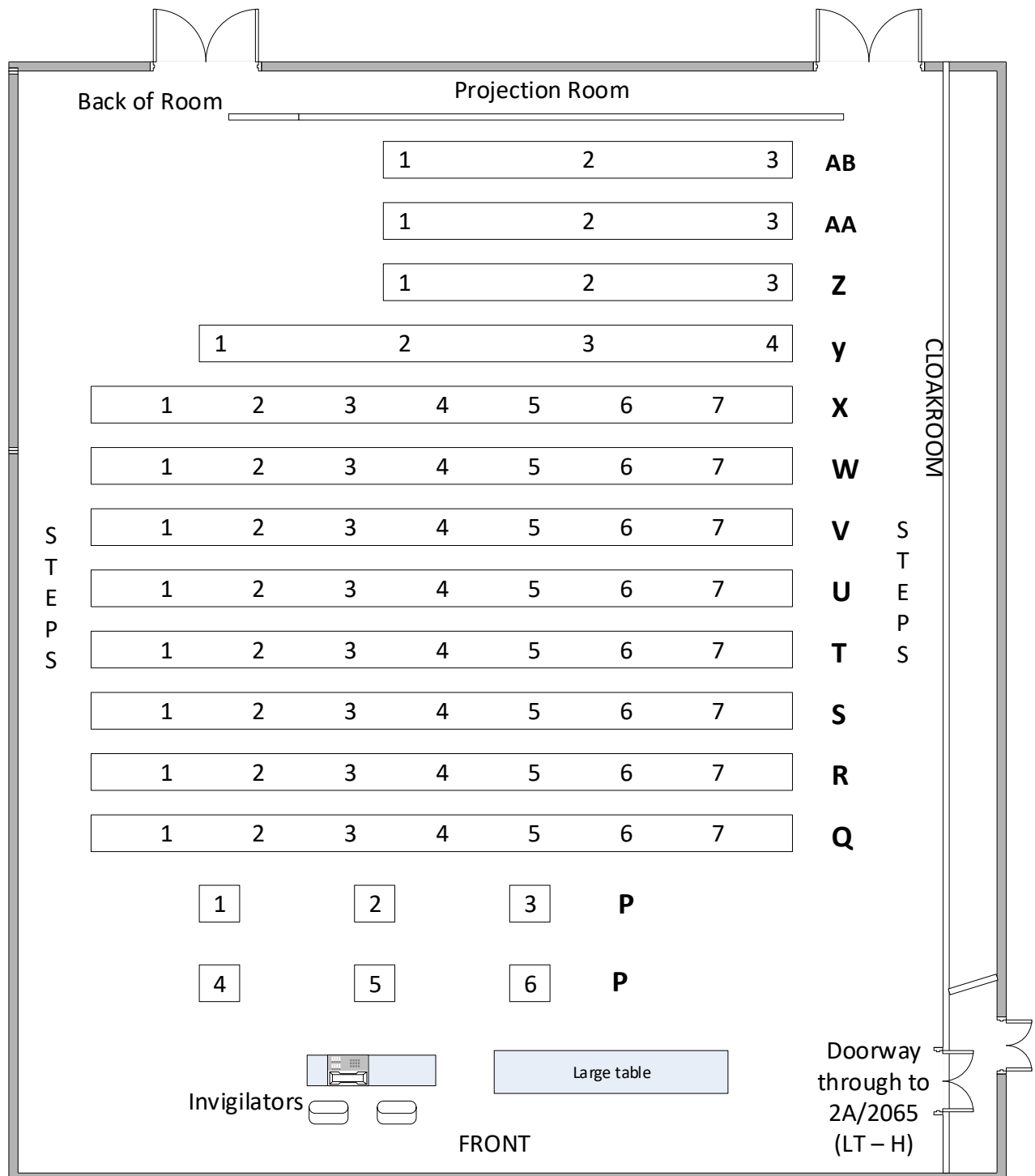
Building 2A/2065



Building 2A/2065 - Max capacity 87

- Level – Lower Ground floor,
- Toilets – In building 6 (Nuffield Theatre)
- Telephone – Radio
- Lighting – Automatic
- Ventilation – Automatic
- Layout - Raked
- Seating - Temporary (delivered by porters) & Fixed Benching
- Invigilation– 2 members of staff

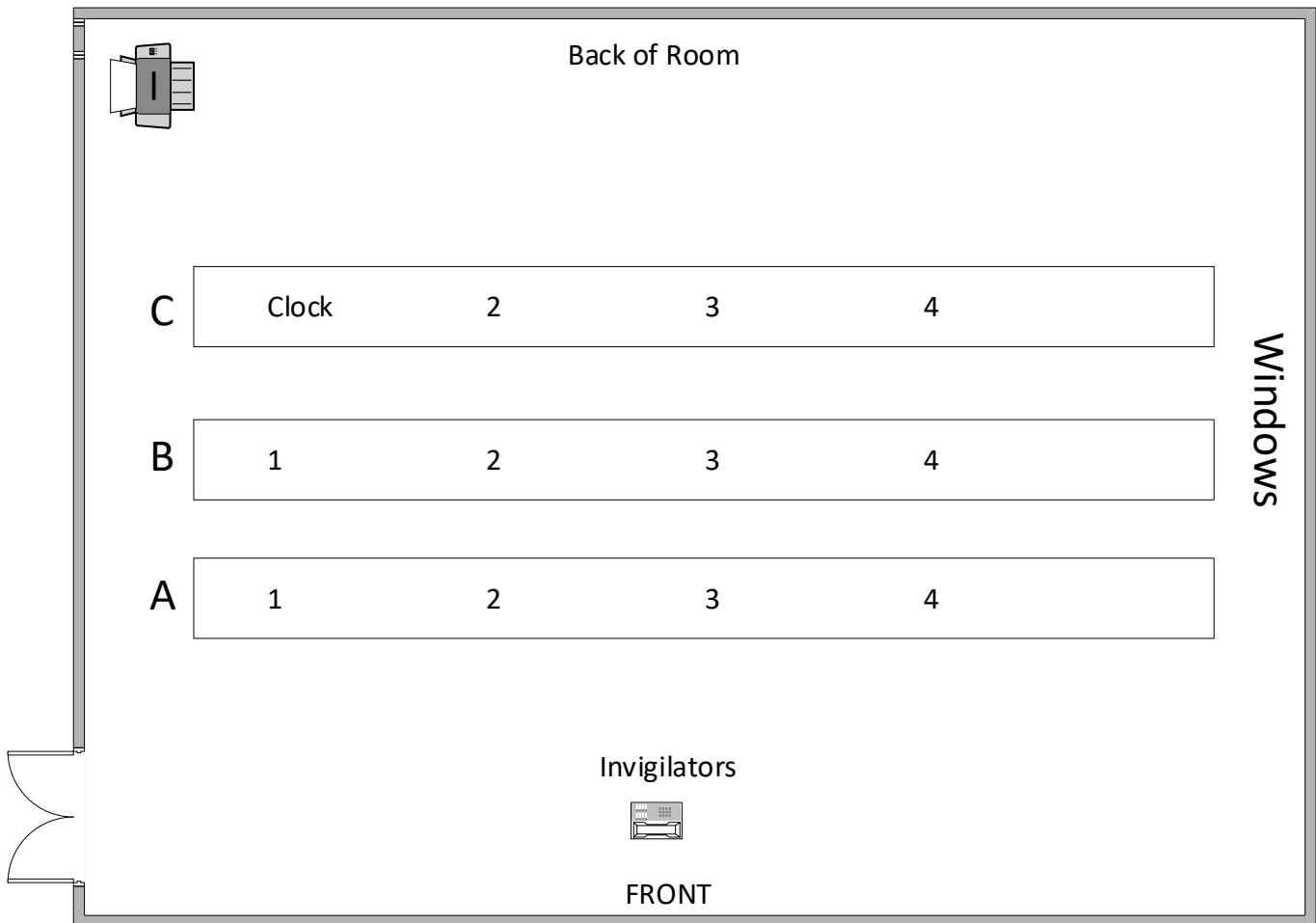
Building 2A/2077



Building 2A/2077 - Max capacity 75

- Level – Lower Ground floor,
- Toilets – In building 6 (Nuffield Theatre)
- Telephone – Radio
- Lighting – Automatic
- Ventilation – Automatic
- Layout - Raked
- Seating - Temporary (delivered by porters) & Fixed Benching
- Invigilation - 2 members of staff

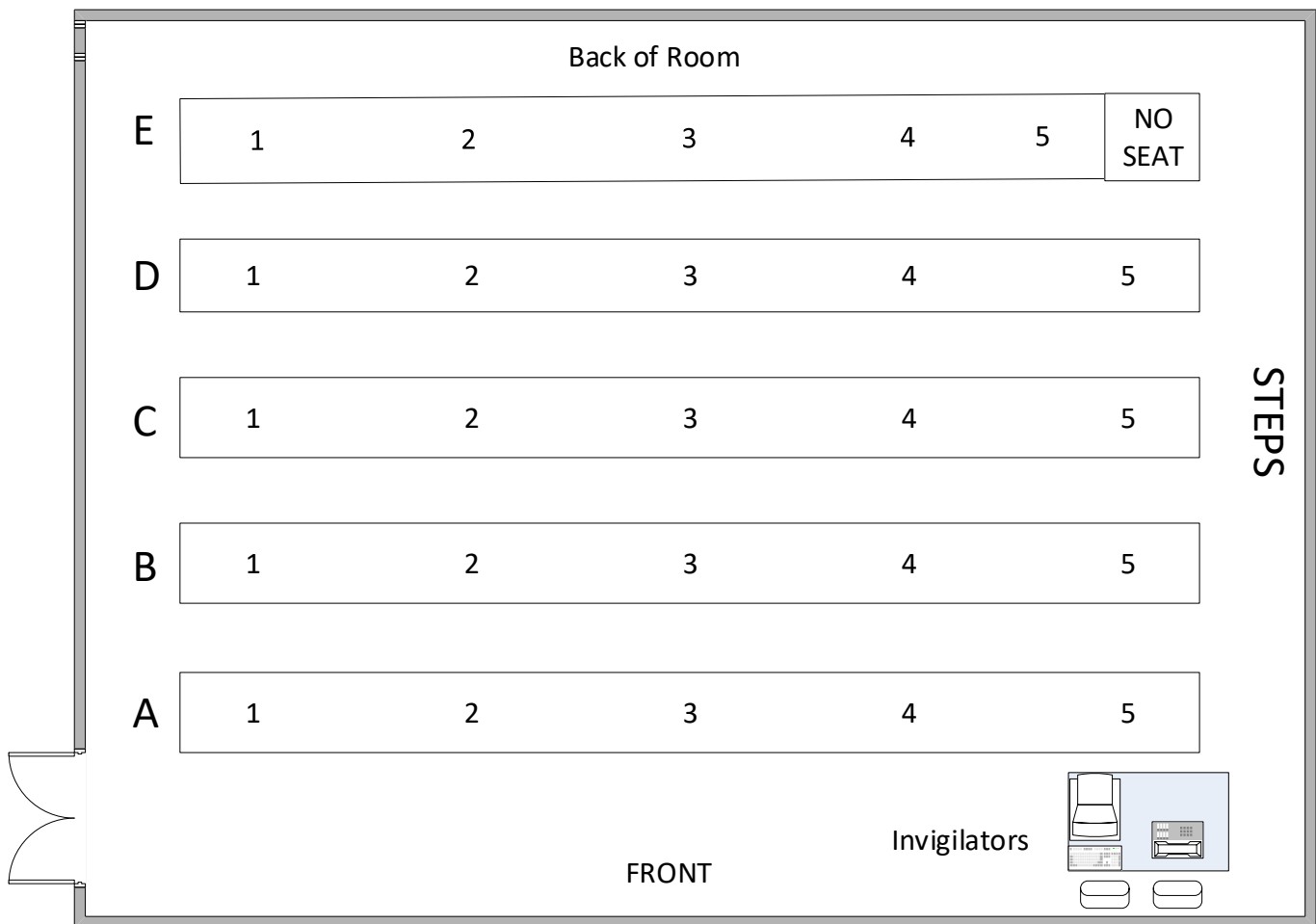
Building 4/3045 (Z)



Building 4/3045 (Z) - Max capacity 11 Computer Room

- Level – 3
- Toilets – Level 2
- Telephone – Radio only
- Lighting – Switch on wall
- Ventilation – Windows/Air conditioning
- Layout - Flat
- Seating - Fixed desks and chairs
- Invigilation - 2 members of staff

Building 5/2011



Building 5/2011 - Max capacity 25

- Level – Ground floor, go past reception – through sliding doors. Room 1007 is halfway down on the right hand side
- Toilets – Along the corridor
- Telephone – Radio only
- Lighting – Control panel on wall
- Ventilation – windows/possible air conditioning
- Layout - Raked
- Seating - Fixed benching
- Invigilation - 1 member of staff (Plus 1 floating invigilator across all 3 rooms)

Building 5/2015

Back of Room

M	1	2	3	4	5
L	1	2	3	4	5
K	1	2	3	4	5
J	1	2	3	4	5
I	1	2	3	4	5
H	1	2	3	4	5
G	1	2	3	4	5
F	1	2	3	4	5

FRONT



Invigilators

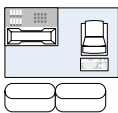
Building 5/2015 - Max capacity 40

- Level – Ground Floor
- Toilets – Ground Floor
- Telephone – Radio
- Lighting – Switch on wall
- Ventilation – Windows
- Layout - Raked
- Seating - Fixed benching
- Invigilation - 1 member of staff (Plus 1 floating invigilator across all 3 rooms)

Building 5/2017

Back of Room

U	1	2	3	4	5
T	1	2	3	4	5
S	1	2	3	4	5
R	1	2	3	4	5
Q	1	2	3	4	5
P	1	2	3	4	5
O	1	2	3	4	5
N	1	2	3	4	



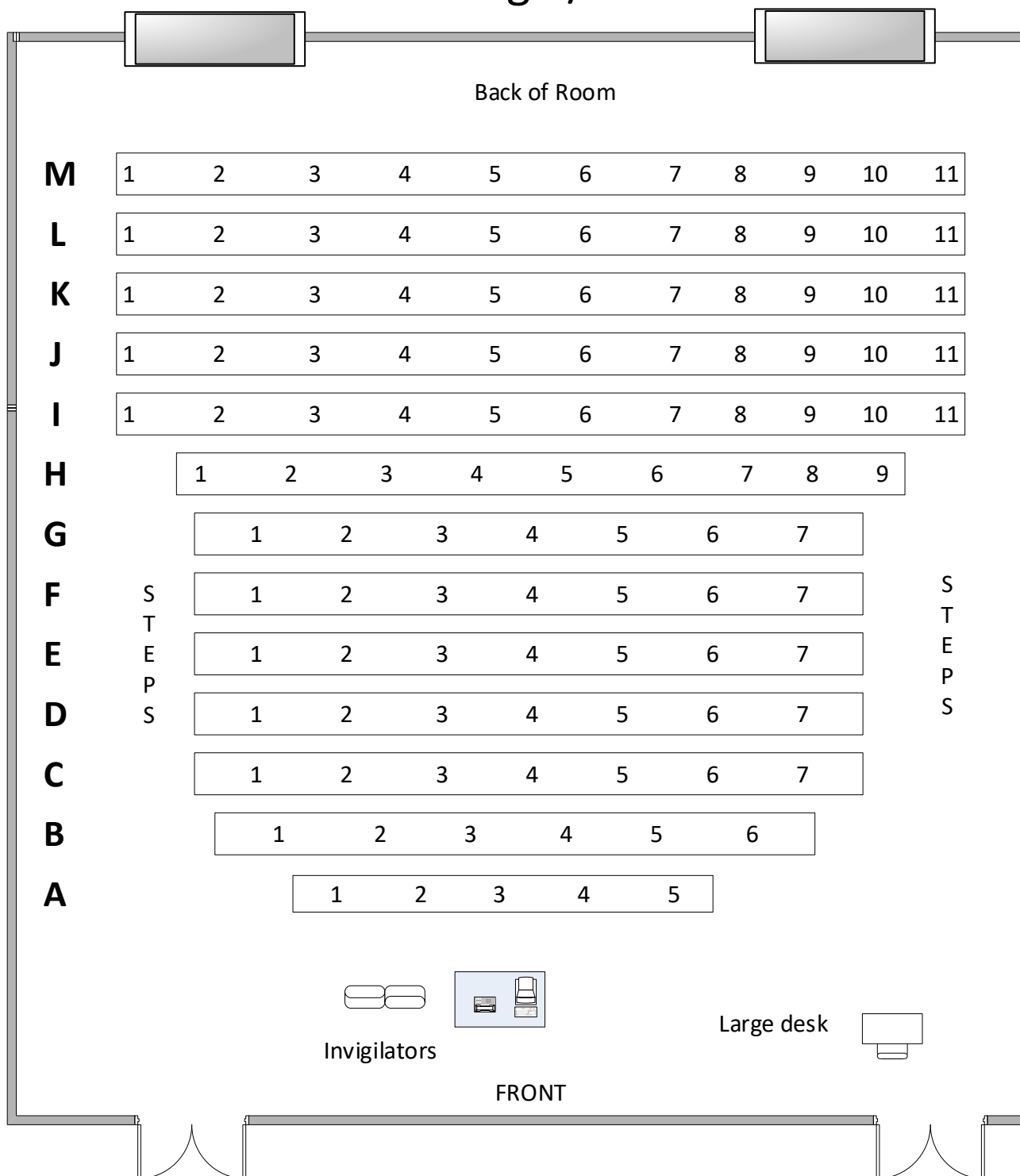
Invigilators

FRONT

Building 5/2017 - Max capacity 39

Level –	Ground Floor
Toilets –	Ground Floor
Telephone –	Radio
Lighting –	Switch on wall
Ventilation –	Windows
Layout -	Raked
Seating -	Fixed benching
Invigilation -	1 member of staff (Plus 1 floating invigilator across all 3 rooms)

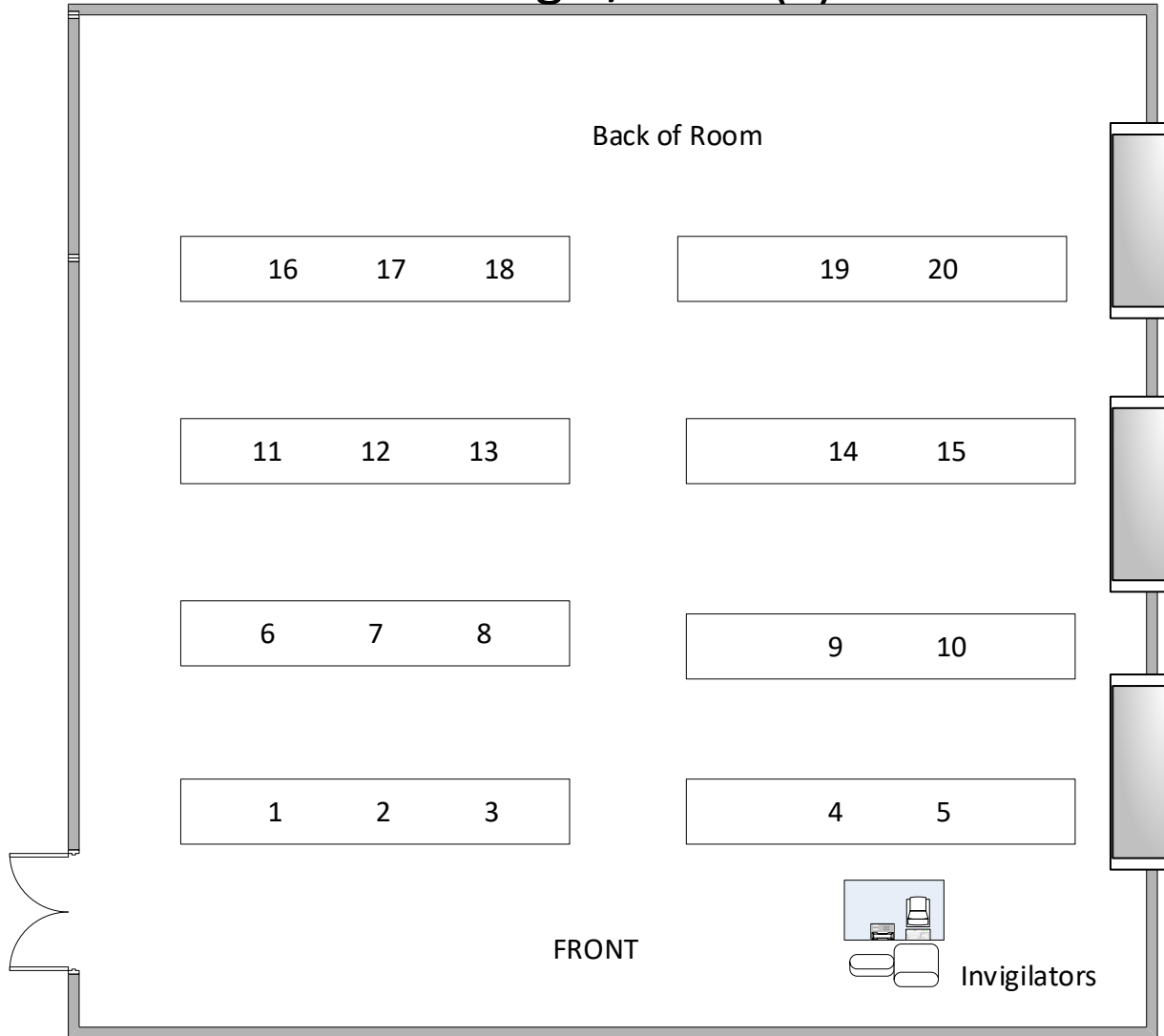
Building 7/3009



Building 7/3009 - Max capacity 110

- Level – 3
- Toilets – Level 3,4 & 5
- Telephone – Radio
- Lighting – 3 sets on the wall to operate the front of the room, main lights are operated from a touch panel on the lectern
- Ventilation – Automatic
- Layout - Raked
- Seating - Fixed benching
- Invigilation - 3 members of staff

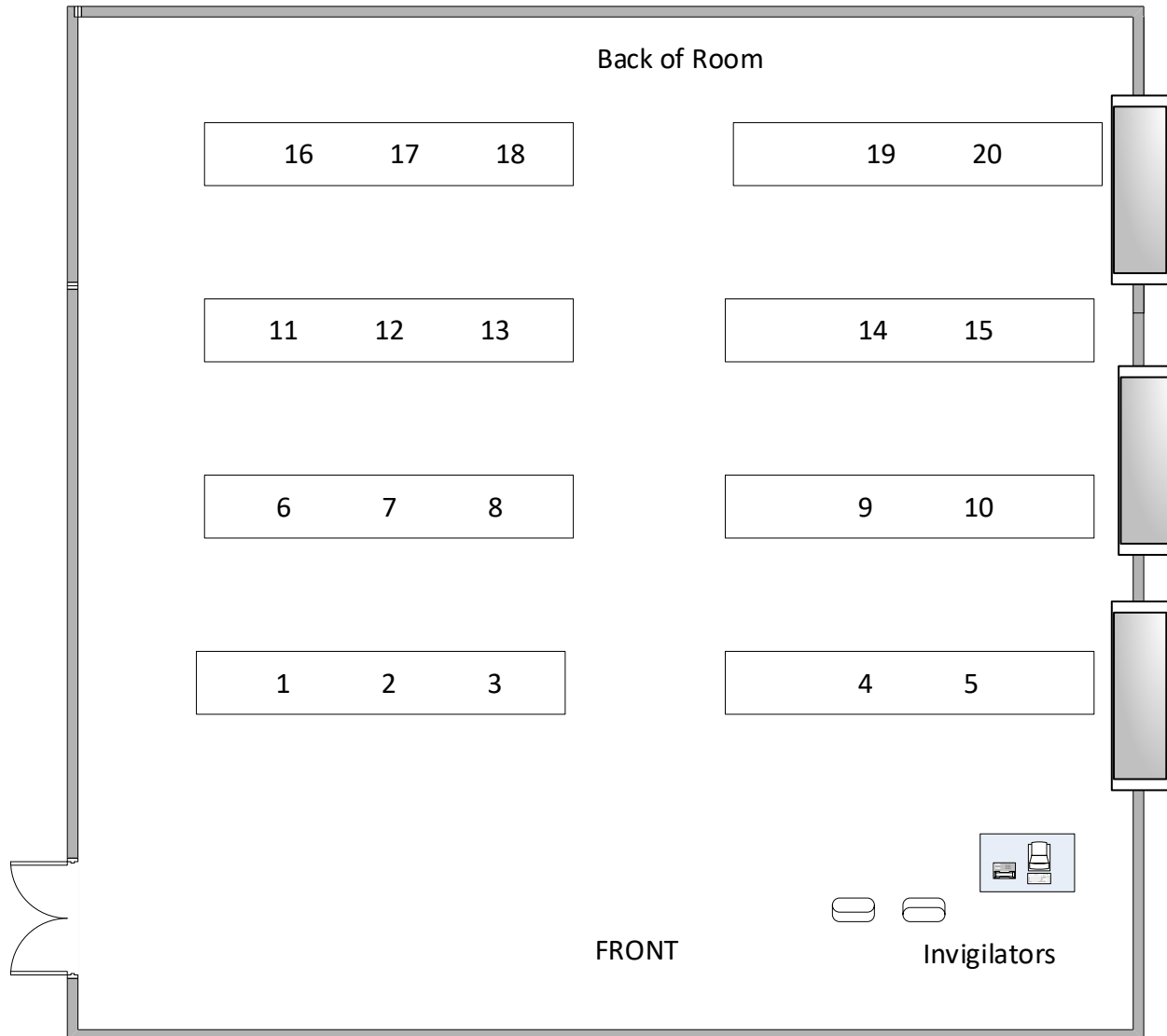
Building 7/3019 (Z)



Building 7/3019 (Z) - Max capacity 20

- Level – 3
- Toilets – Level 3,4 & 5
- Telephone – Radio
- Lighting – on the wall to operate the front of the room, main lights are operated from a touch panel on the lectern
- Ventilation – Automatic
- Layout - Flat
- Seating - Fixed benching
- Invigilation - 2 members of staff

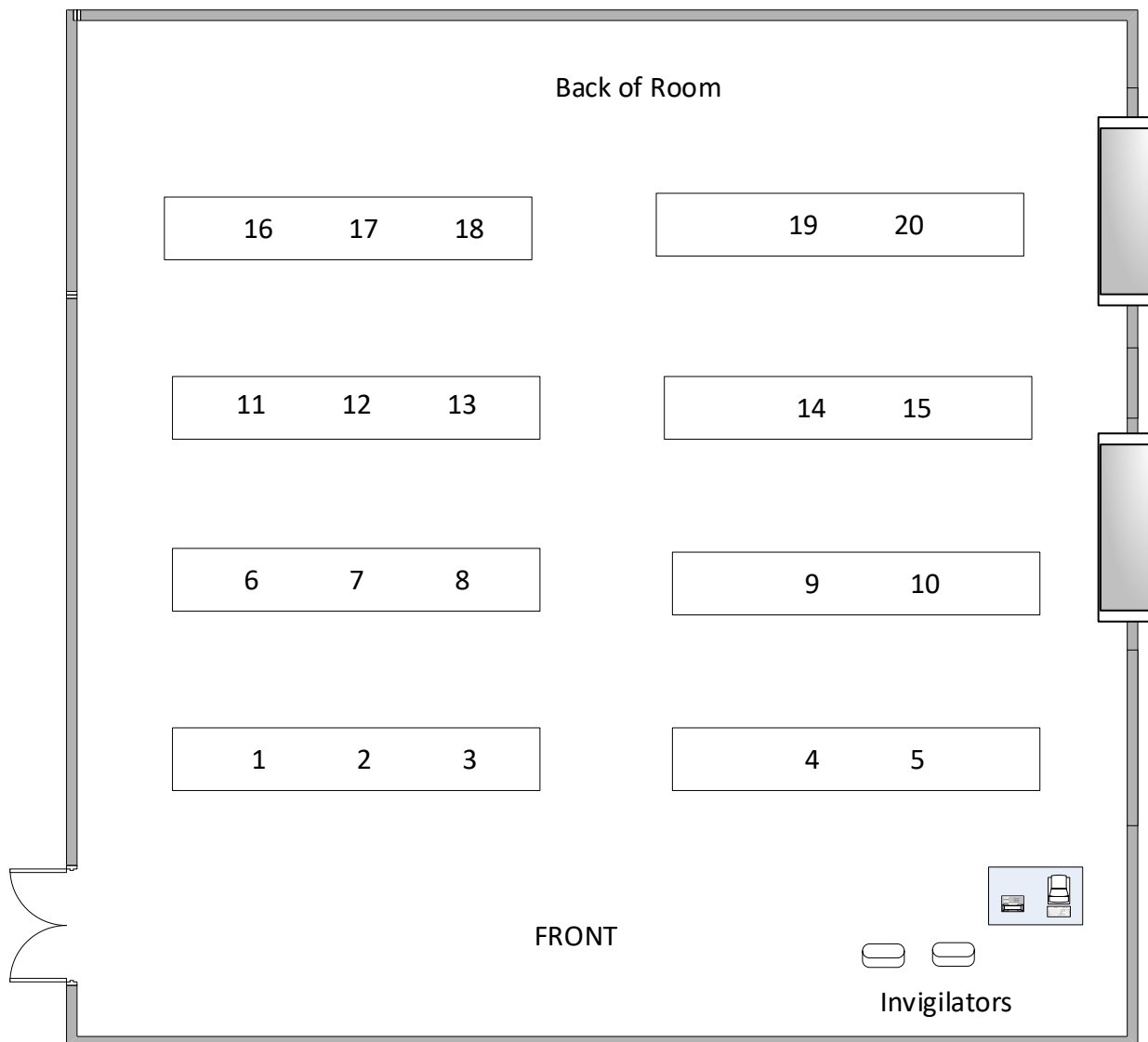
Building 7/3021 (Z)



Building 7/3021 (Z) - Max capacity 20

- Level – 3
- Toilets – Level 3,4 & 5
- Telephone – Radio
- Lighting – on the wall to operate the front of the room, main lights are operated from a touch panel on the lectern
- Ventilation – Automatic
- Layout - Flat
- Seating - Fixed benching
- Invigilation - 2 members of staff

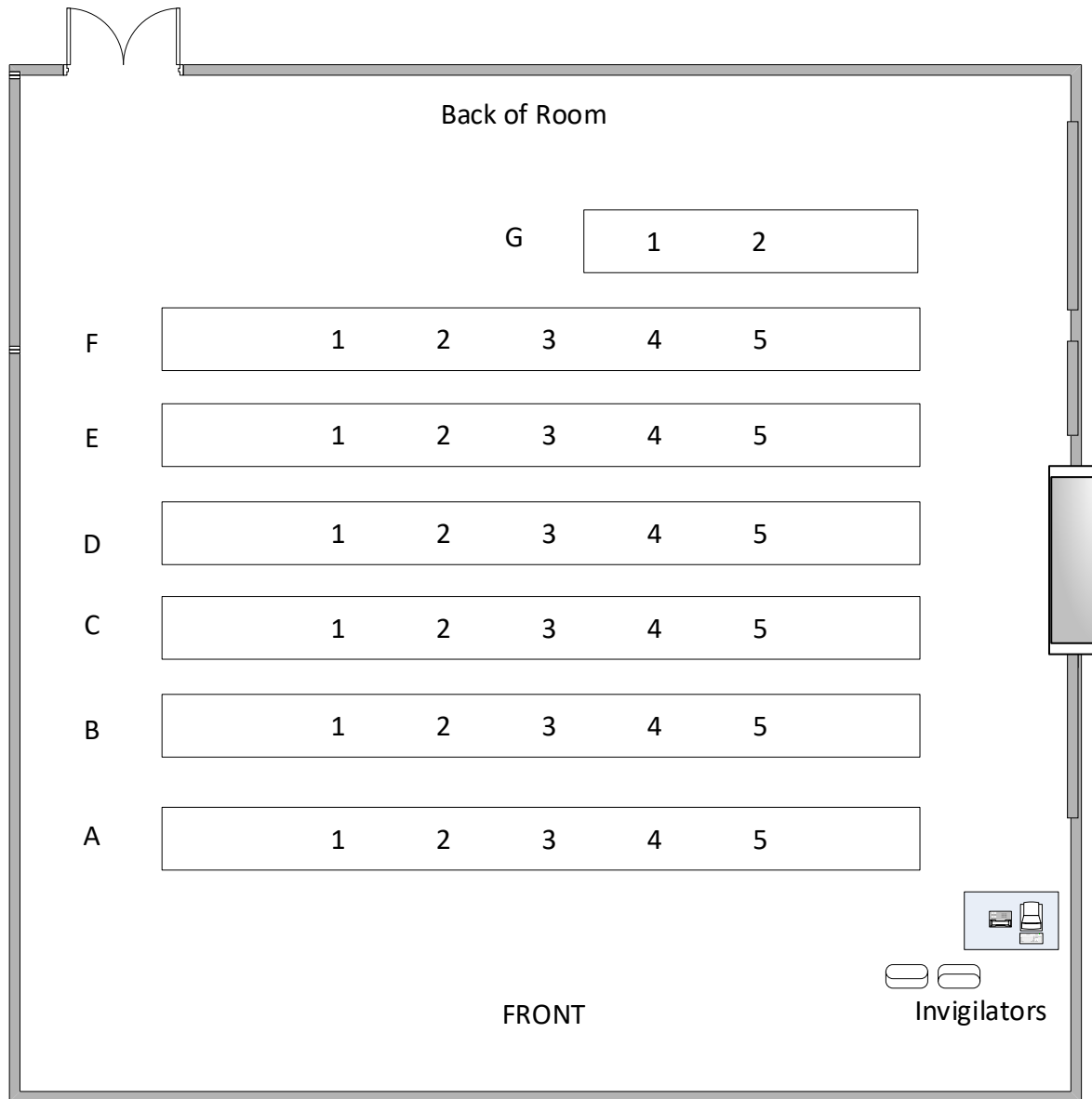
Building 7/3023 (Z)



Building 7/3023 (Z) - Max capacity 20

- Level – 3
- Toilets – Level 3,4 & 5
- Telephone – Radio
- Lighting – on the wall to operate the front of the room, main lights are operated from a touch panel on the lectern
- Ventilation – Automatic
- Layout - Flat
- Seating - Fixed benching
- Invigilation - 2 members of staff

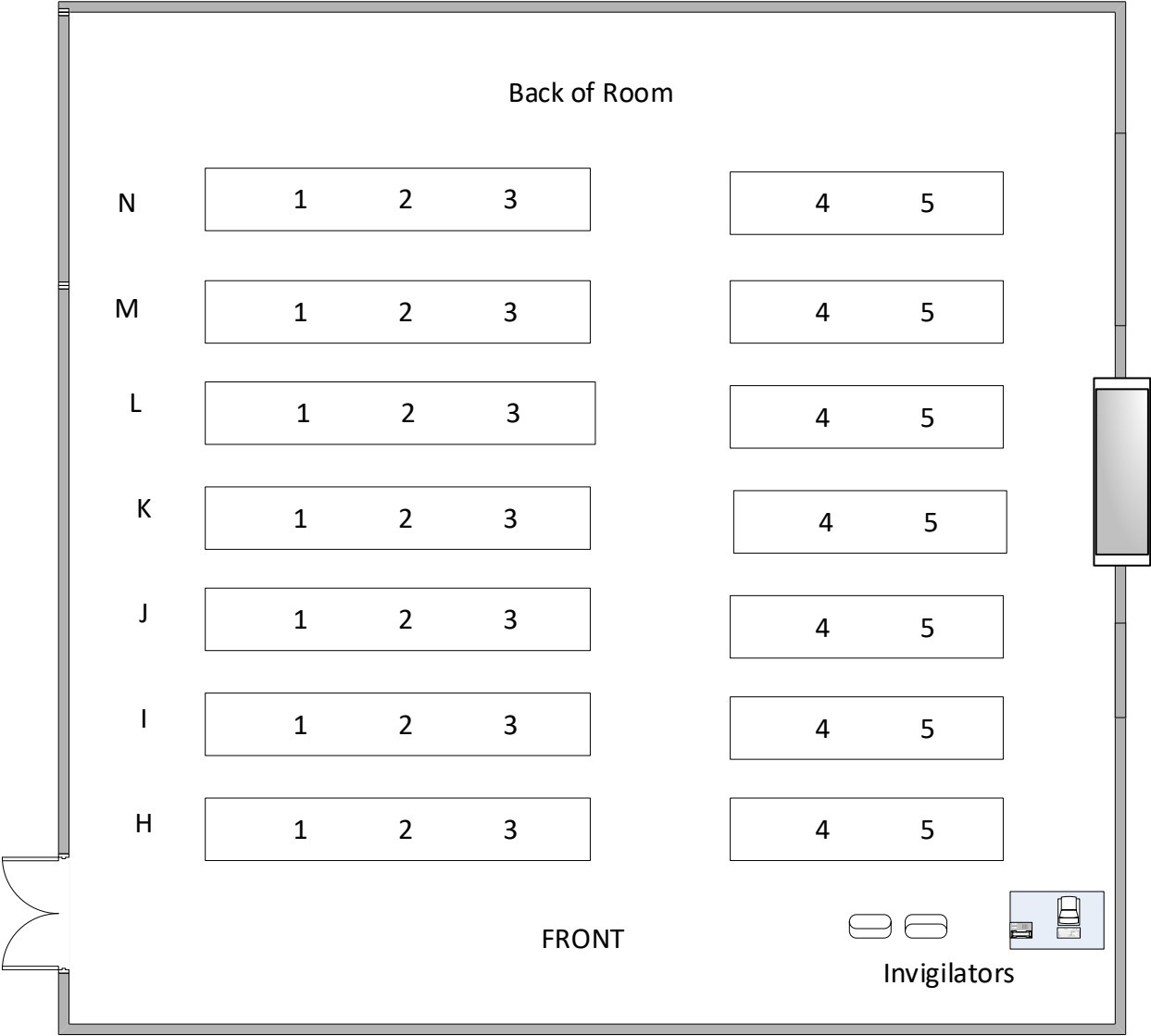
Building 7/3027 (Z)



Building 7/3027 (Z) - Max capacity 32

- Level – 3
- Toilets – Level 3,4 & 5
- Telephone – Radio
- Lighting – on the wall to operate the front of the room, main lights are operated from a touch panel on the lectern
- Ventilation – Automatic
- Layout - Flat
- Seating - Fixed benching
- Invigilation - 2 members of staff

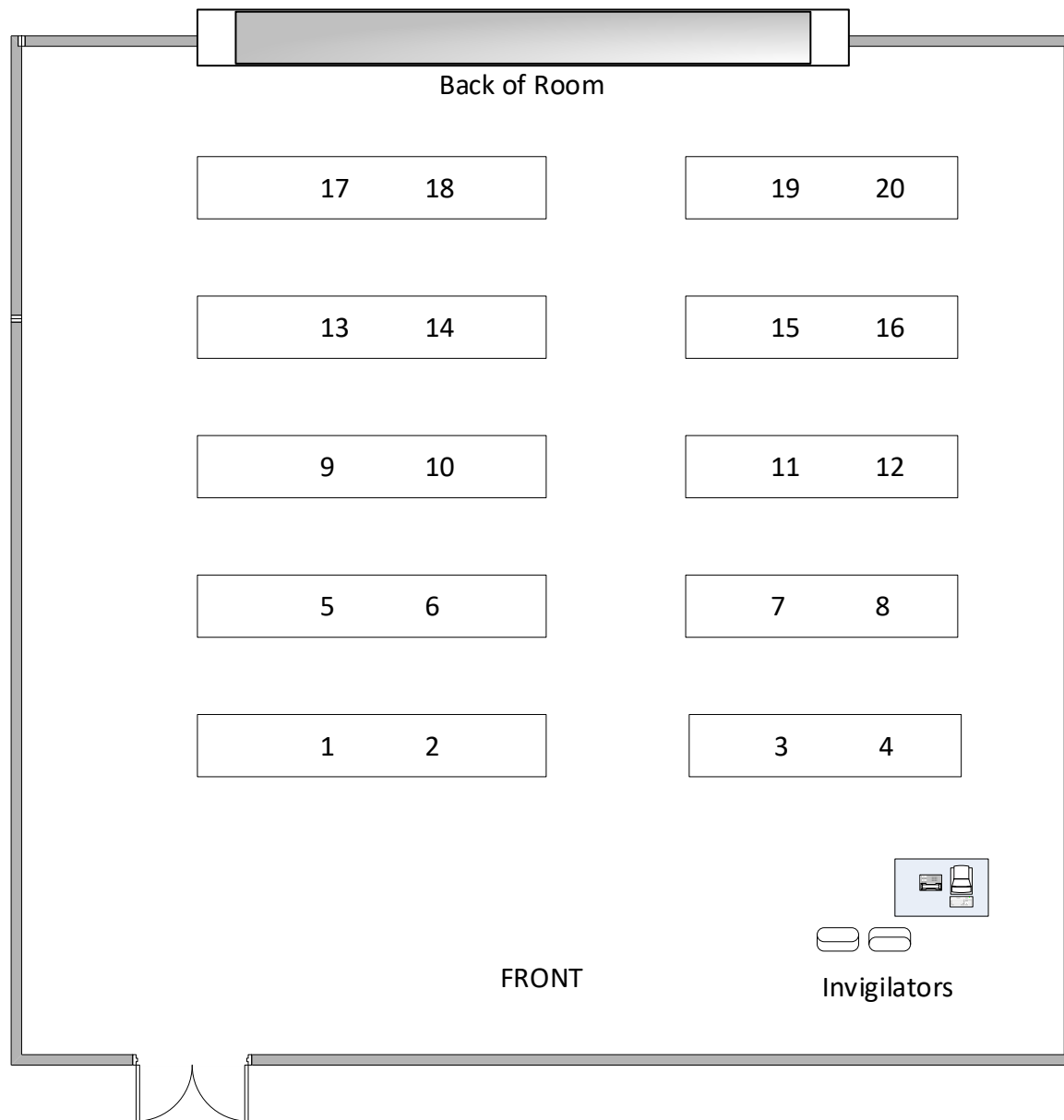
Building 7/3031 (Z)



Building 7/3031 (Z) - Max capacity 35

- Level – 3
- Toilets – Level 3,4 & 5
- Telephone – Radio
- Lighting – on the wall to operate the front of the room, main lights are operated from a touch panel on the lectern
- Ventilation – Automatic
- Layout - Flat
- Seating - Fixed benching
- Invigilation - 2 members of staff

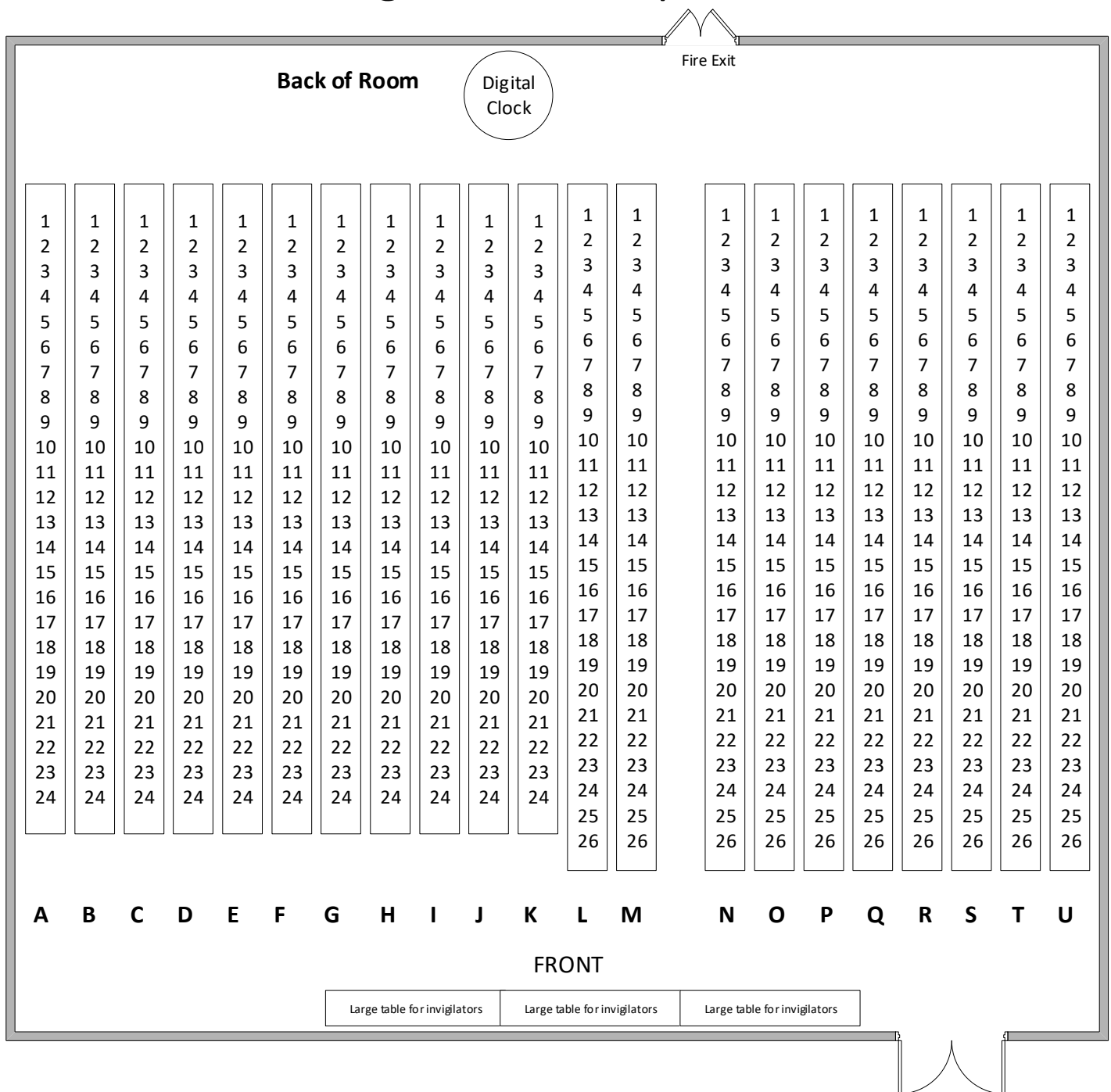
Building 13/3017 (Z)



Building 13/3017 (Z) - Max capacity 20

- Level – 3
- Toilets – Ladies - Level 2 & 4, Men's – Level 3
- Telephone – Radio
- Lighting – on the wall to operate the front of the room, main lights are operated from a touch panel on the lectern
- Ventilation – Automatic
- Layout - Flat
- Seating - Fixed desk and chairs
- Invigilation - 2 members of staff

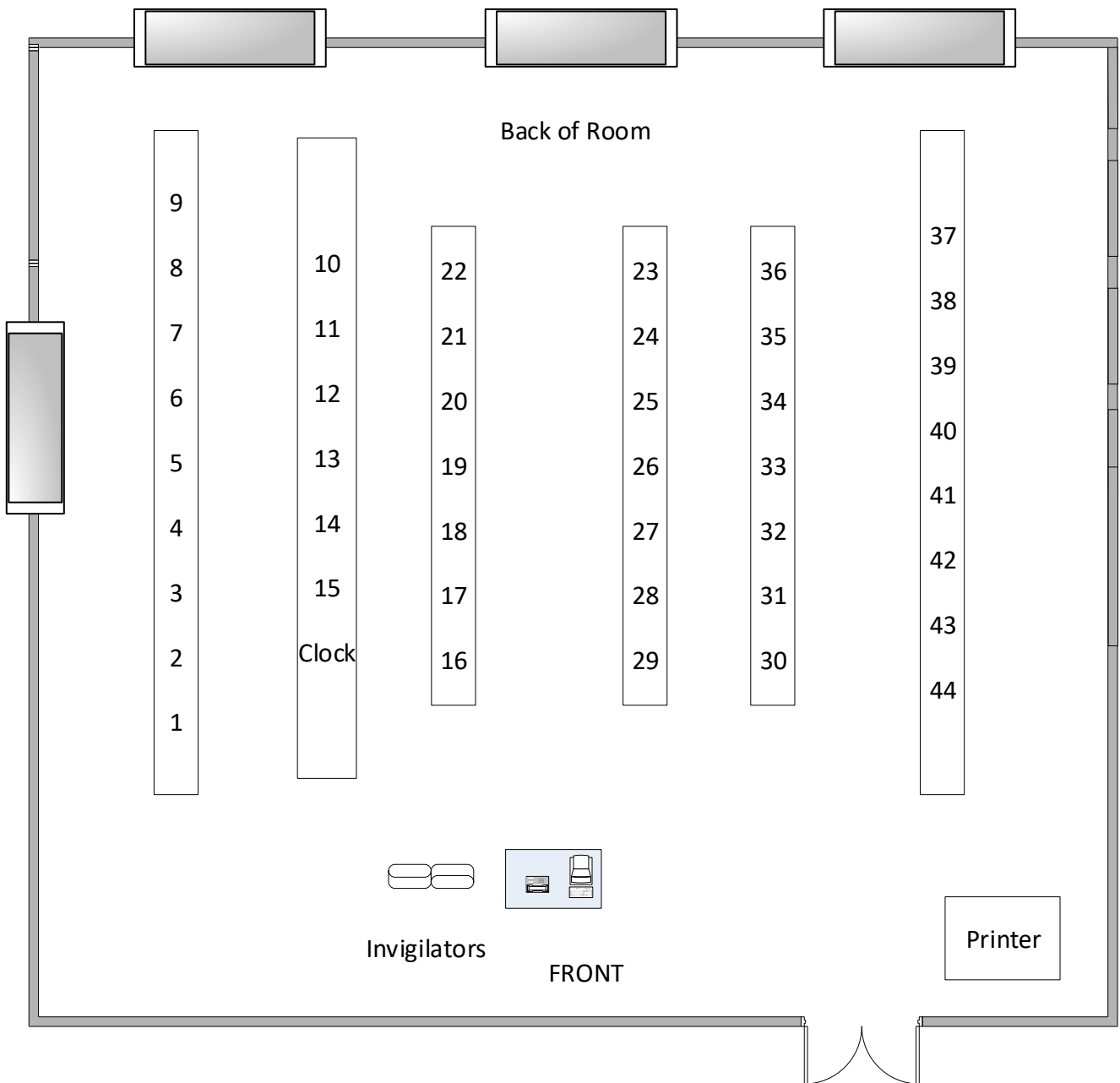
Building 18/Jubilee Sports Hall



Building 18/Jubilee Sports Hall - Max capacity 524

- Level – Ground floor
- Toilets – Along the corridor
- Telephone – Radio only
- Lighting – On wall
- Ventilation – Automatic
- Layout - Flat
- Seating - Temporary desks & chairs (delivered by porters)
- Invigilation - 11 members of staff (Including TL)

Building 25/1007

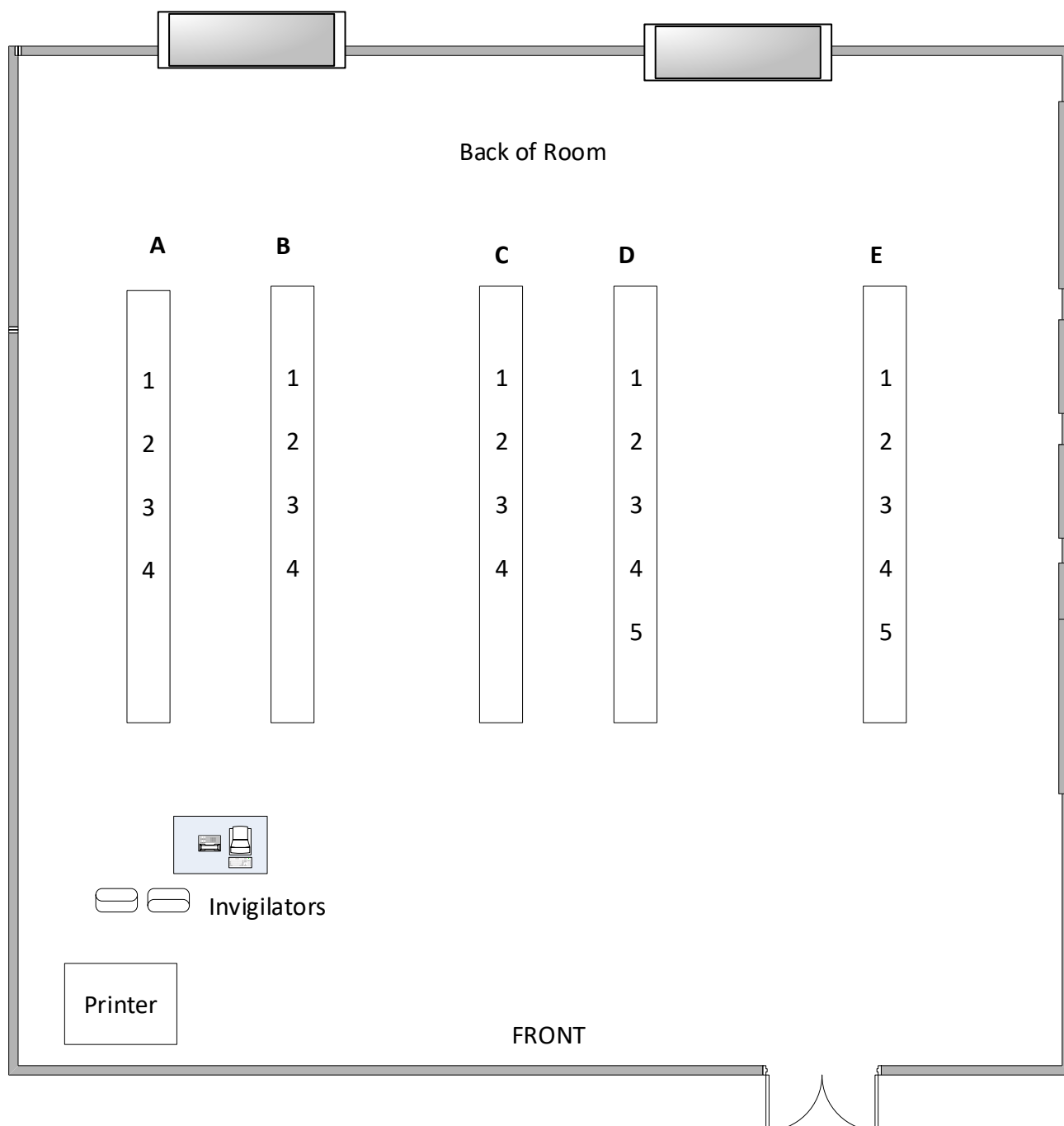


Building 25/1007 - Max capacity 44

Computer Room

- Level – Ground Floor
- Toilets – Female toilets along corridor, gents in same location but one floor above
- Telephone – Radio
- Lighting – Switch on wall, press and hold to brighten
- Ventilation – Windows/Air conditioning
- Layout - Flat
- Seating - Fixed benching
- Invigilation - 2 members of staff

Building 25/1011 (Z)

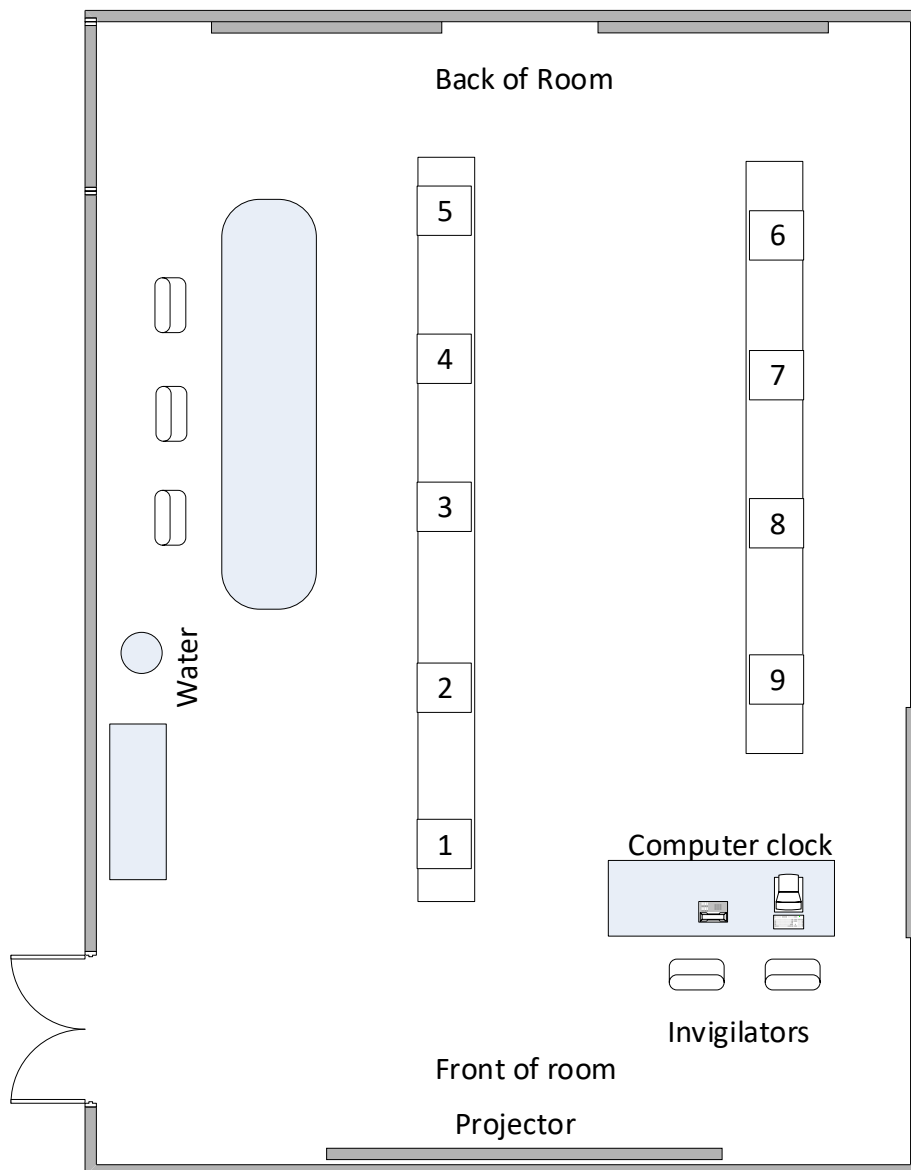


Building 25/1011 (Z) - Max capacity 22

Computer Room

- | | |
|----------------|---|
| Level – | Ground Floor |
| Toilets – | Female toilets along corridor, gents in same location but one floor above |
| Telephone – | Radio |
| Lighting – | Switch on wall |
| Ventilation – | Windows/Air conditioning |
| Layout - | Flat |
| Seating - | Fixed benching |
| Invigilation - | 2 members of staff |

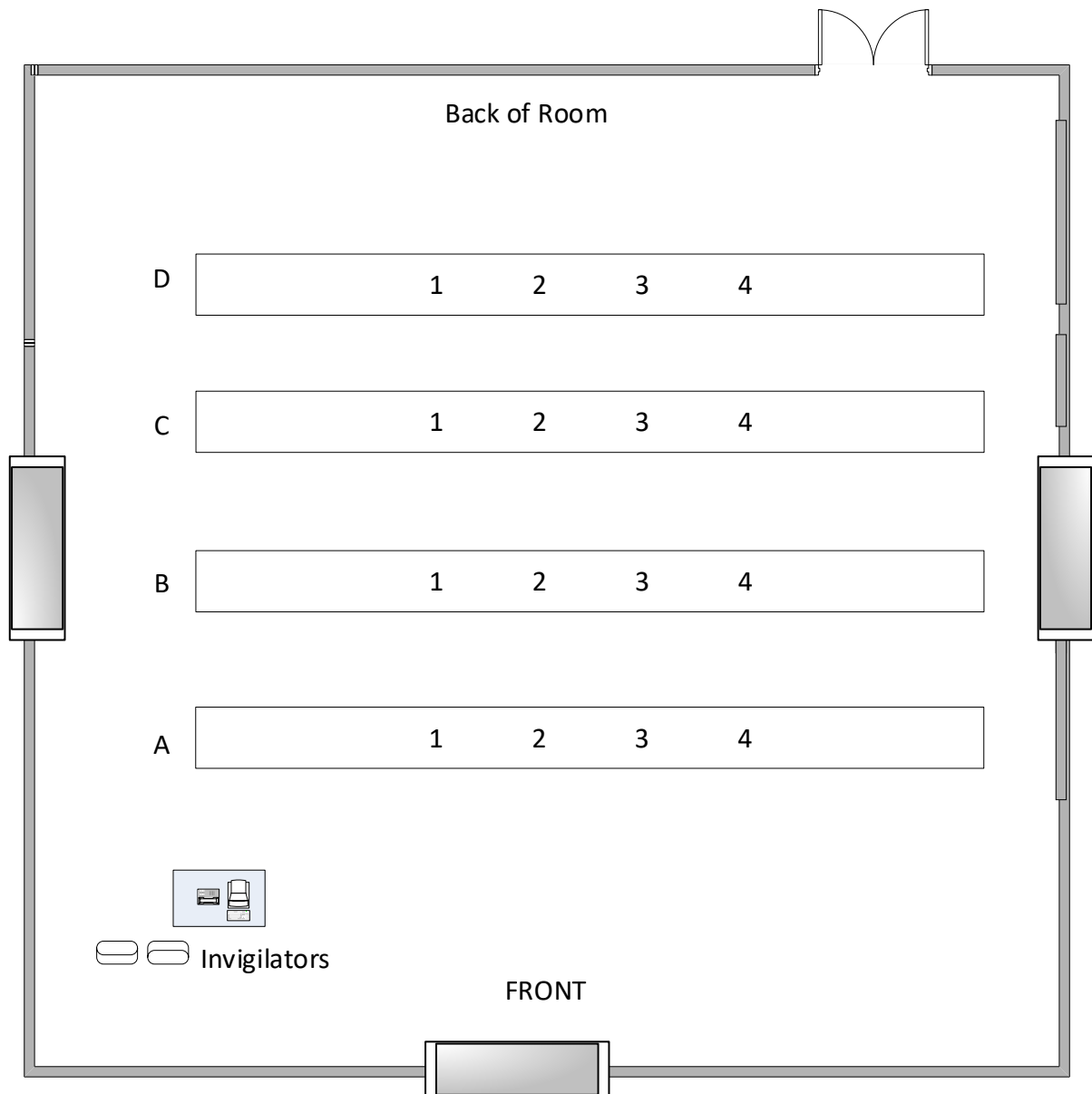
Building 25/1017 (Z)



Building 25/1017 (Z) - Max capacity 9 Computer Room

Level –	Ground Floor
Toilets –	Female toilets along corridor, gents in same location but one floor above
Telephone –	Radio
Lighting –	Switch on wall
Ventilation –	Windows/Air conditioning
Layout -	Flat
Seating -	Fixed benching
Invigilation -	2 members of staff

Building 28/1017 (Z)



Building 28/1017 (Z) - Max capacity 16

Level – Ground

Toilets – Are next to 2017

Telephone – In Room

Lighting – switches are on the wall next to the door

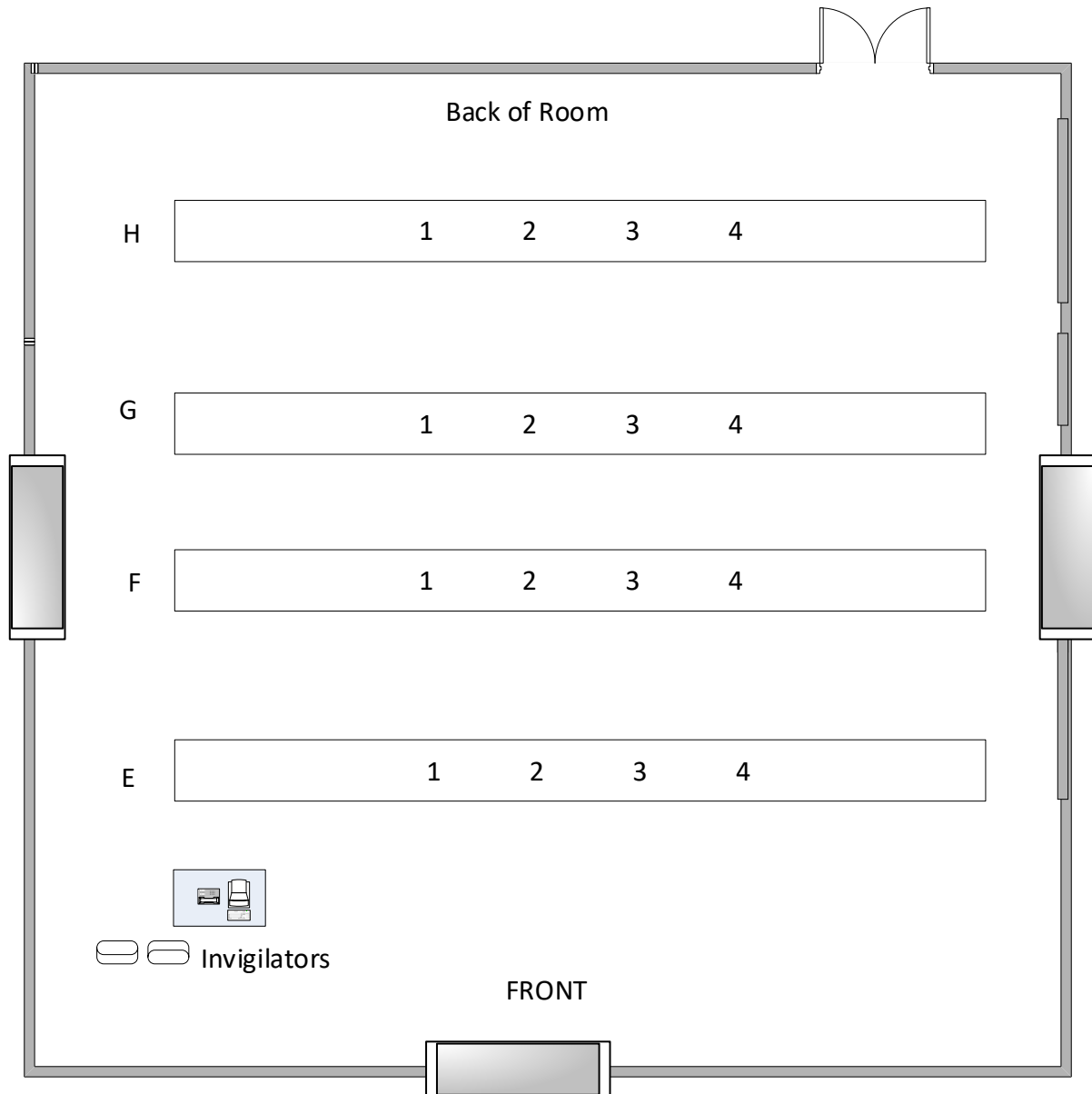
Ventilation – Windows

Layout – Flat room

Seating – Fixed desks and chairs

Invigilation – 2 members of staff

Building 28/1019 (Z)



Building 28/1019 (Z) - Max capacity 16

Level – Ground

Toilets – Are next to 2017, go out of the building and into the next entrance next to 2017

Telephone – In Room

Lighting – switches are on the door next to the door


Ventilation – Windows

Layout – Flat room

Seating – Fixed desks and chairs

Invigilation - 2 members of staff

Building 28/1021 (Z)



Building 28/1021 (Z) - Max capacity 16

Level – Ground

Toilets – Are next to 1017, go out of the building and into the next entrance next to 2017

Telephone – In Room

Lighting – switches are on the wall next to the door

Ventilation – Windows

Layout – Flat room

Seating – Fixed desks and chairs

Invigilation – 2 members of staff

Building 32/1015

Back of Room

Seating for 100 students is arranged in a grid. The columns are labeled with letters A through U, and the rows are labeled with numbers 1 through 10. Each student seat is represented by a small rectangle with a number inside. The seating is as follows:

Row \ Column	A	B	C	D	E	F	G	H	I	J	K	L	M	N	O	P	Q	R	S	T	U
1	1	2	3	4	5	6	7	8	9	10	11	12	13	14	15	16	17	18	19	20	21
2	1	2	3	4	5	6	7	8	9	10	11	12	13	14	15	16	17	18	19	20	21
3	1	2	3	4	5	6	7	8	9	10	11	12	13	14	15	16	17	18	19	20	21
4	1	2	3	4	5	6	7	8	9	10	11	12	13	14	15	16	17	18	19	20	21
5	1	2	3	4	5	6	7	8	9	10	11	12	13	14	15	16	17	18	19	20	21
6	1	2	3	4	5	6	7	8	9	10	11	12	13	14	15	16	17	18	19	20	21
7	1	2	3	4	5	6	7	8	9	10	11	12	13	14	15	16	17	18	19	20	21
8	1	2	3	4	5	6	7	8	9	10	11	12	13	14	15	16	17	18	19	20	21
9	1	2	3	4	5	6	7	8	9	10	11	12	13	14	15	16	17	18	19	20	21
10	1	2	3	4	5	6	7	8	9	10	11	12	13	14	15	16	17	18	19	20	21

Invigilators

Seating for 10 invigilators is arranged in a row at the front of the room. The seats are labeled with numbers 1 through 10.

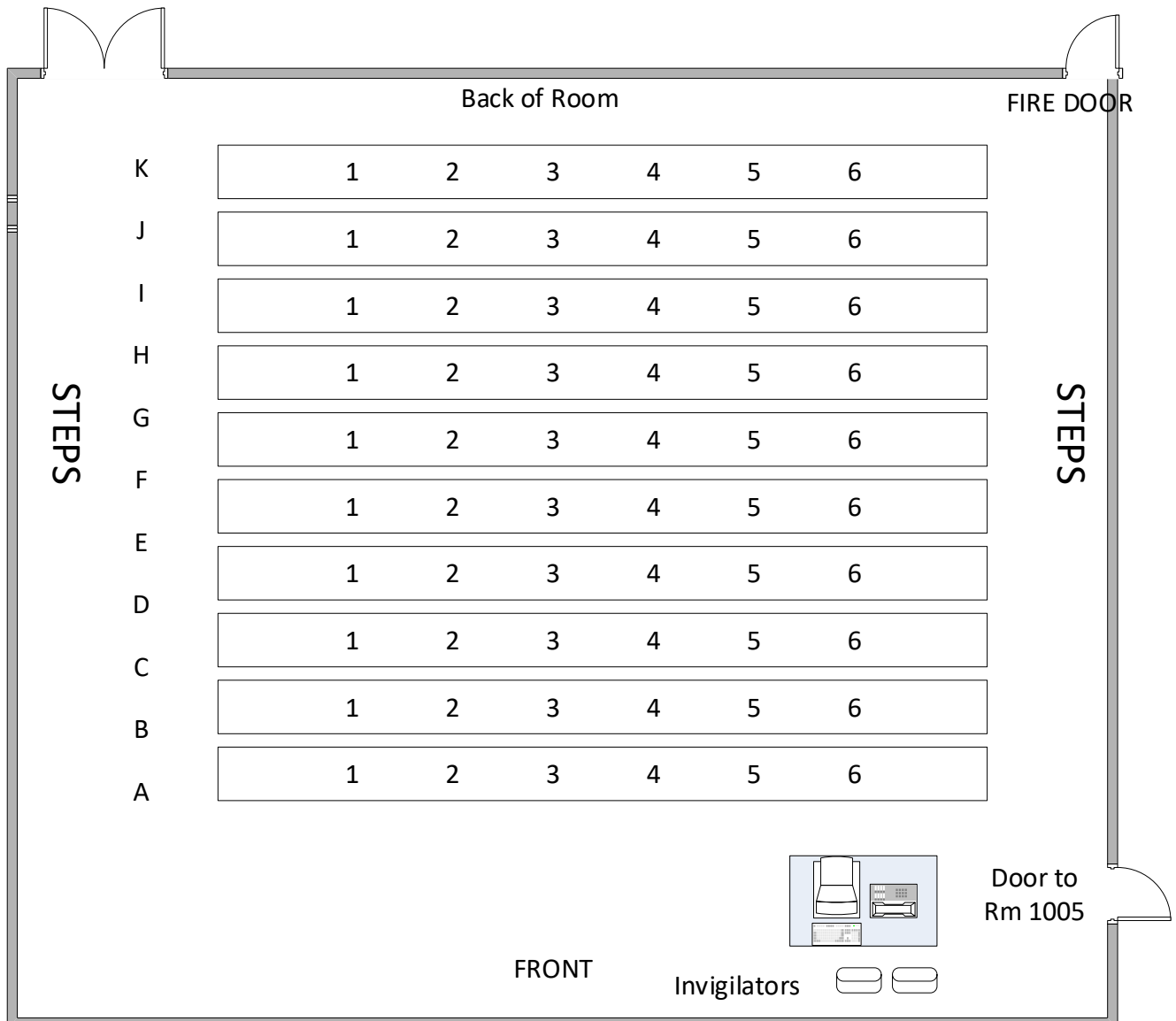
Invigilator	1	2	3	4	5	6	7	8	9	10
Invigilator	1	2	3	4	5	6	7	8	9	10

Large table for invigilators

FRONT

Level –	Ground, go past reception through sliding doors, turn right
Toilets –	Along the corridor
Telephone –	Radio
Lighting –	Control panel by workstation on right hand wall, put on number 1
Ventilation –	Windows
Layout -	Raked
Seating -	Fixed/temporary desks & chairs (delivered by porters)
Invigilation -	6 members of staff (Including TL)

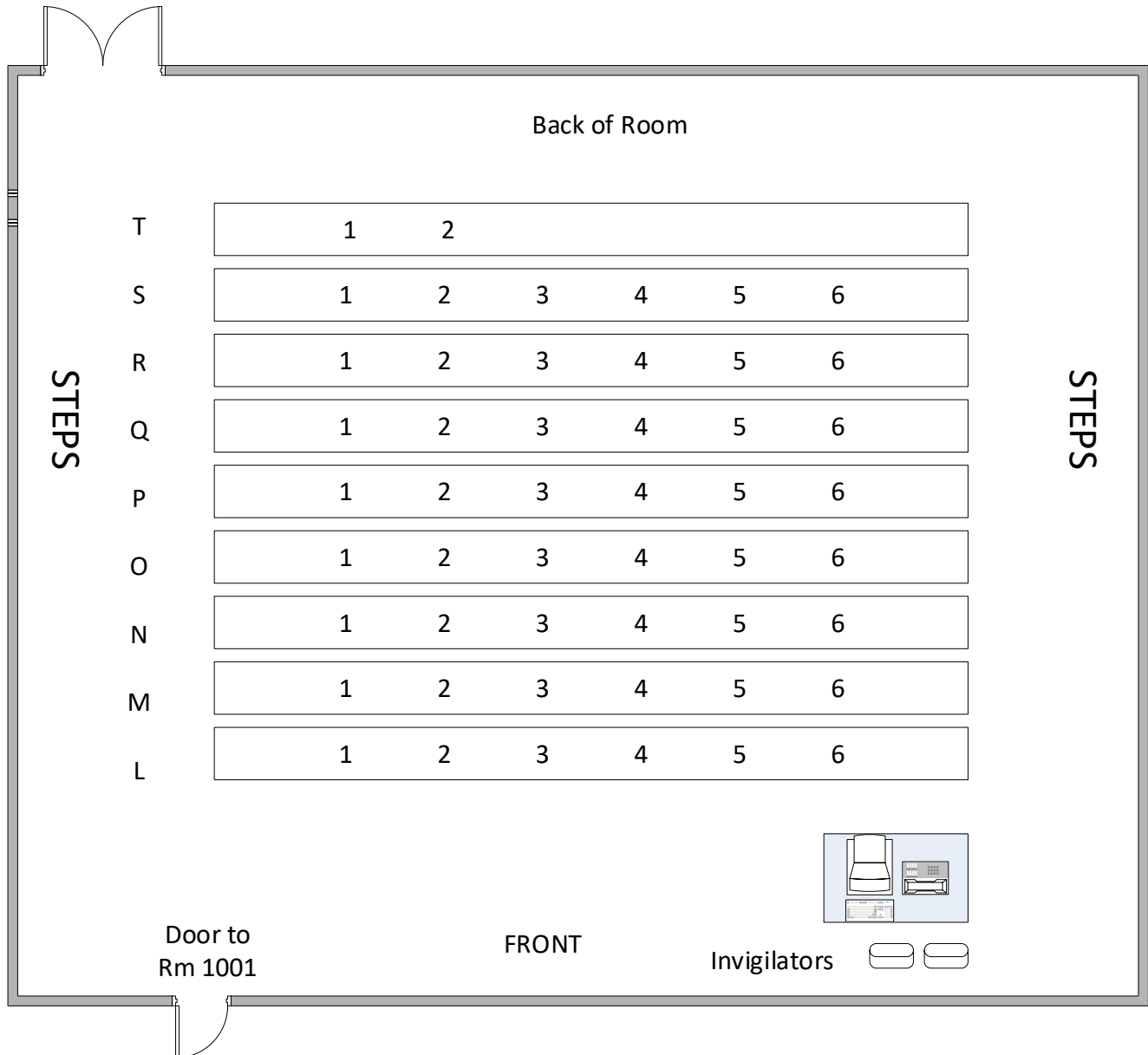
Building 35/1001



Building 35/1001 - Max capacity 66

- Level – Both lecture theatres connect at same level at the front – using these doors follow corridor, turn left, kitchen (Rm 1048) on left
- Toilets – Opposite MICS reception, go through doors, toilets are along the corridor on the left hand-side
- Telephone – Radio only
- Lighting – Control panel on wall
- Ventilation – windows
- Layout - Raked
- Seating - Fixed benching
- Invigilation - 2 members of staff

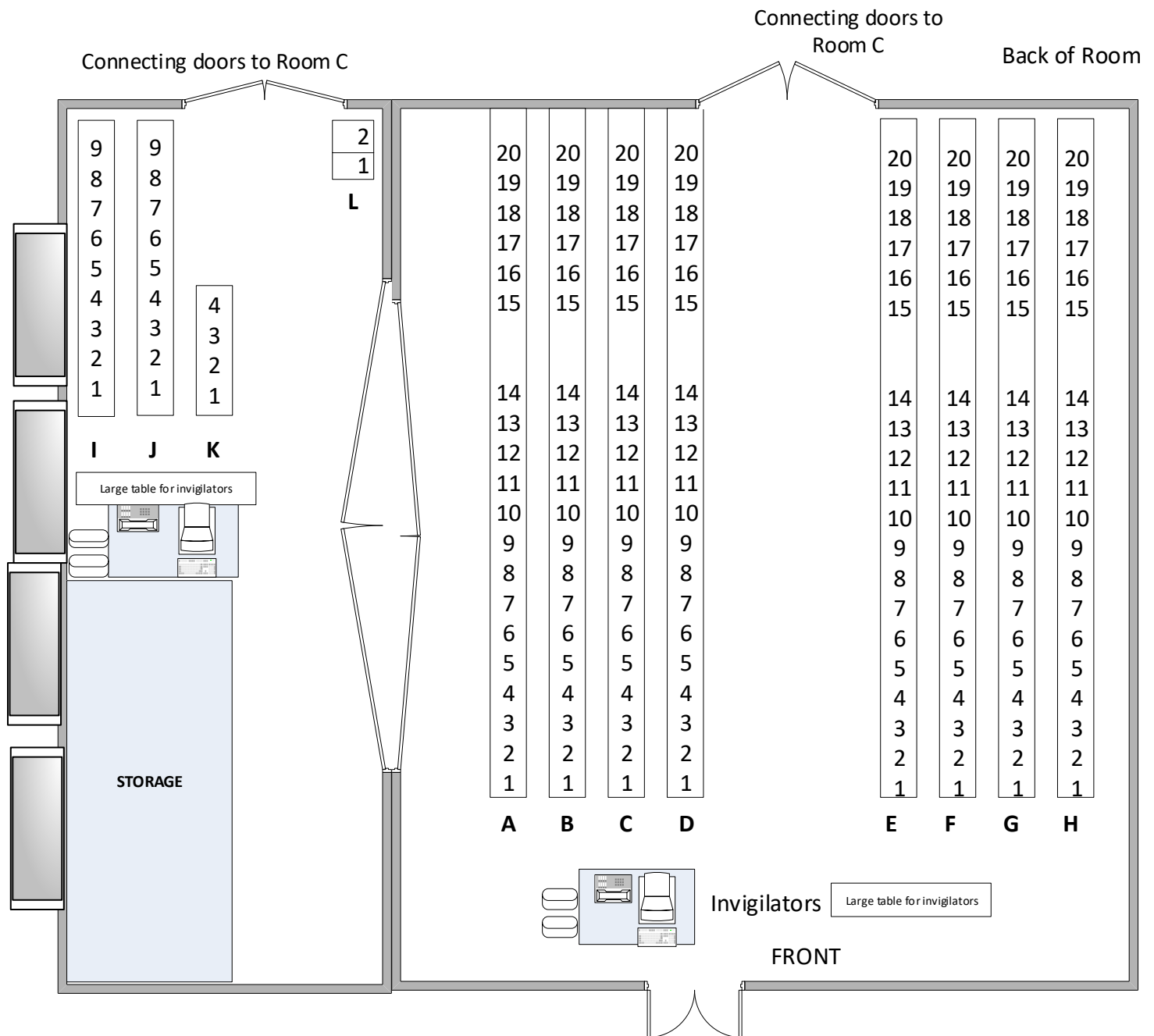
Building 35/1005



Building 35/1005 - Max capacity 50

- Level – Both lecture theatres connect at same level at the front – using these doors follow corridor, turn left, kitchen (Rm 1048) on left
- Toilets – Opposite MICS reception, go through doors, toilets are along the corridor on the left hand-side
- Telephone – Radio only
- Lighting – Control panel on wall
- Ventilation – windows
- Layout - Raked
- Seating - Fixed benching
- Invigilation - 2 members of staff

Building 40/Garden Court Room A & B



Building 40/Garden Court Room A - Max capacity 160

Building 40/Garden Court Room B - Max capacity 24

Level – Ground floor

Toilets – Turn right outside the room go along the corridor until you find the stairs, the toilets are on the right

Telephone – Radio only

Lighting – Switch on wall

Ventilation – Windows

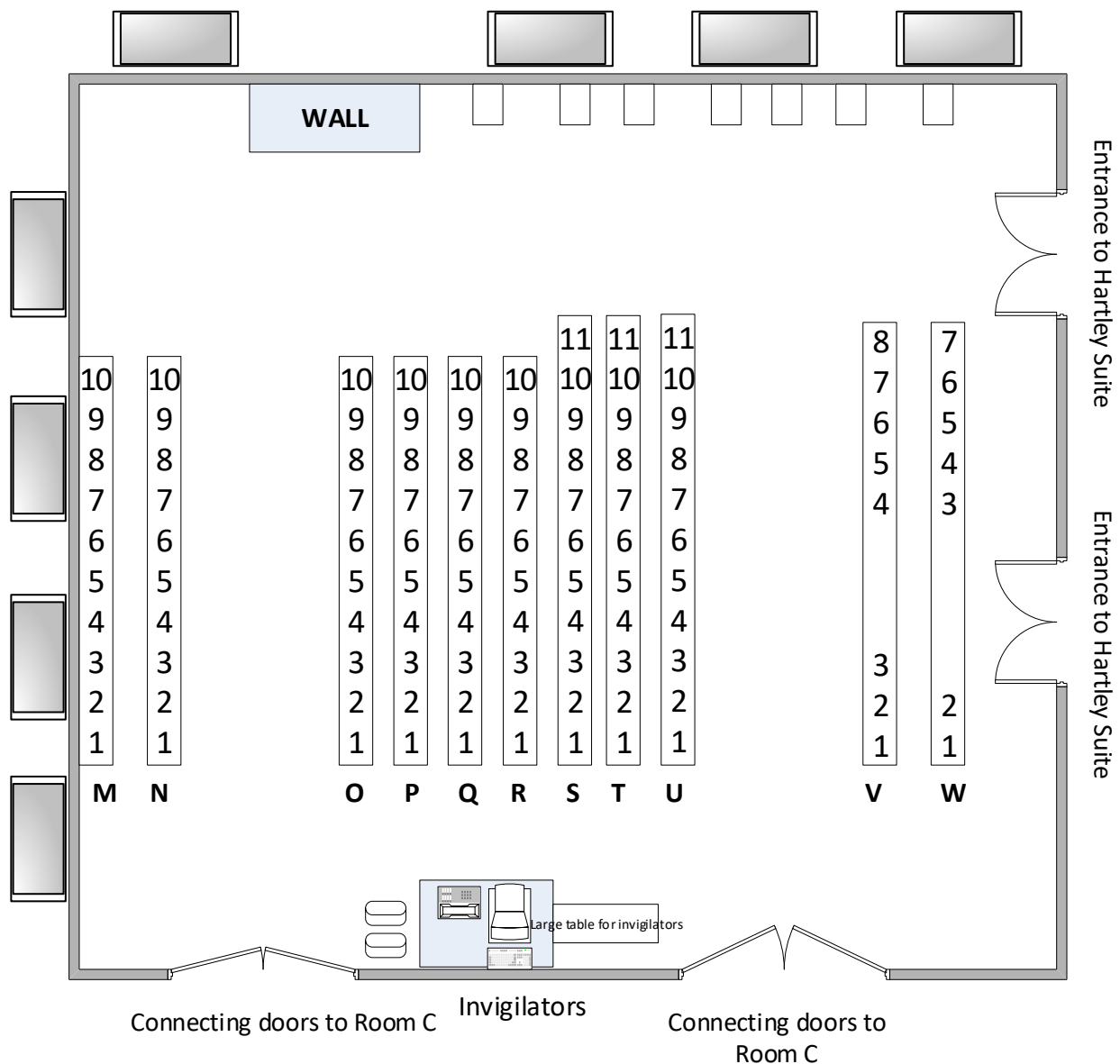
Layout - Flat

Seating - Temporary desks & chairs (delivered by porters)

Invigilation – Rm A – 3 members of staff (Including T/L)

Rm B/C – 4 members of staff (3 if not using Rm B)

Building 40/Garden Court Room C




Building 40/Garden Court Room C

Max capacity 108

- Level – Ground floor
- Toilets – Turn right outside the room go along the corridor until you find the stairs, the toilets are on the right
- Telephone – Radio only
- Lighting – Switch on wall
- Ventilation – Windows
- Layout - Flat
- Seating - Temporary desks & chairs (delivered by porters)
- Invigilation - Rm B/C - 4 members of staff (3 if not using Rm B)

Building 42/Students Union Sports Hall

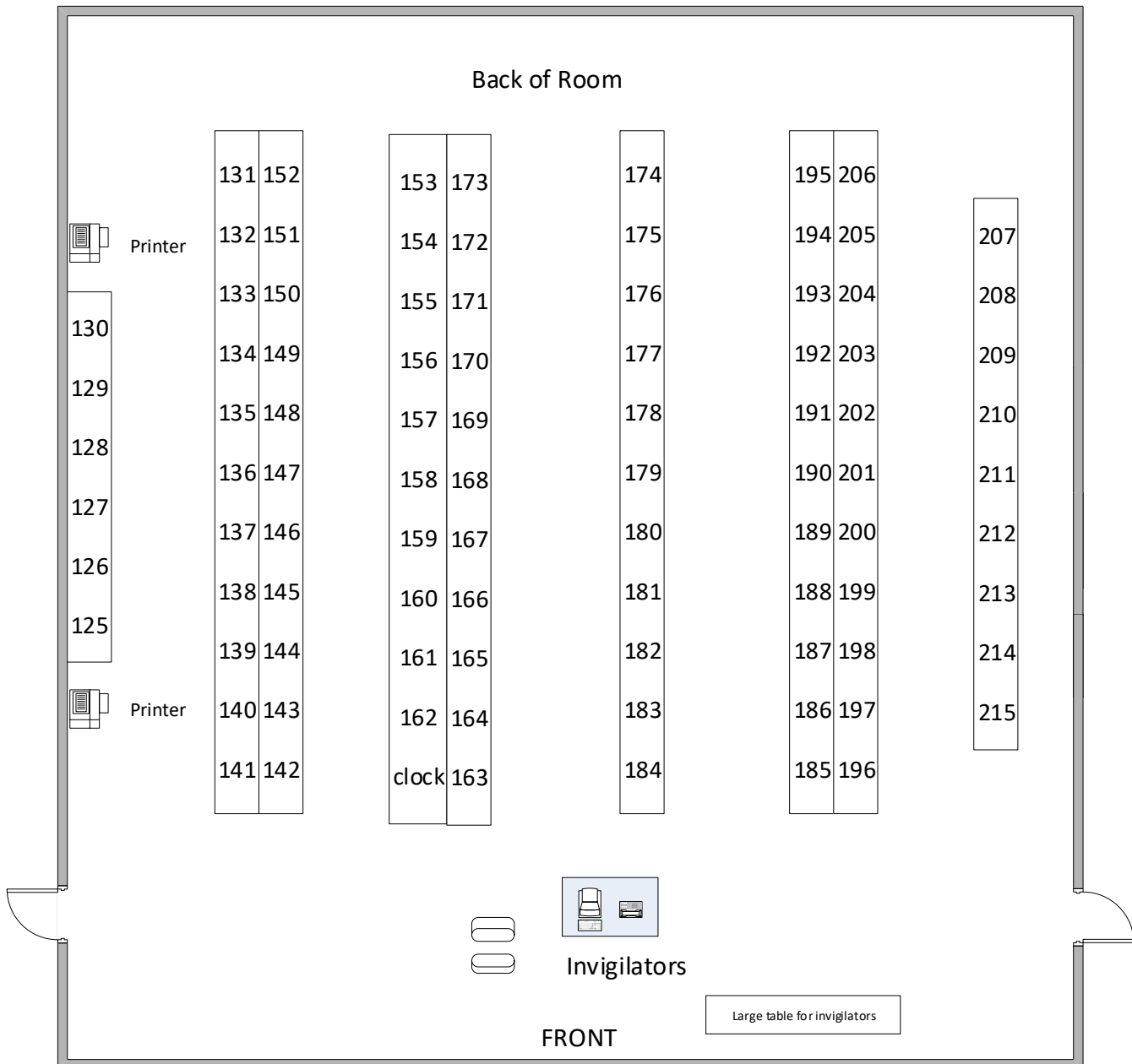


Building 42/Students Union Sports Hall

Max capacity 208

- Level – 1
- Toilets – Level 1 along corridor
- Telephone – Radio only
- Lighting – Switch on wall
- Ventilation – Automatic
- Layout - Flat
- Seating - Temporary desks & chairs (delivered by porters)
- Invigilation - 6 members of staff (Including TL)

Building 44/1061




Building 44/1061 - Max capacity 91

Computer Room

- Level – Ground Floor
- Toilets – Exit the rear of the room, along the corridor
- Telephone – Radio
- Lighting – Automatic
- Ventilation – Automatic
- Layout - Flat
- Seating - Fixed desks & chairs
- Invigilation - 3 members of staff

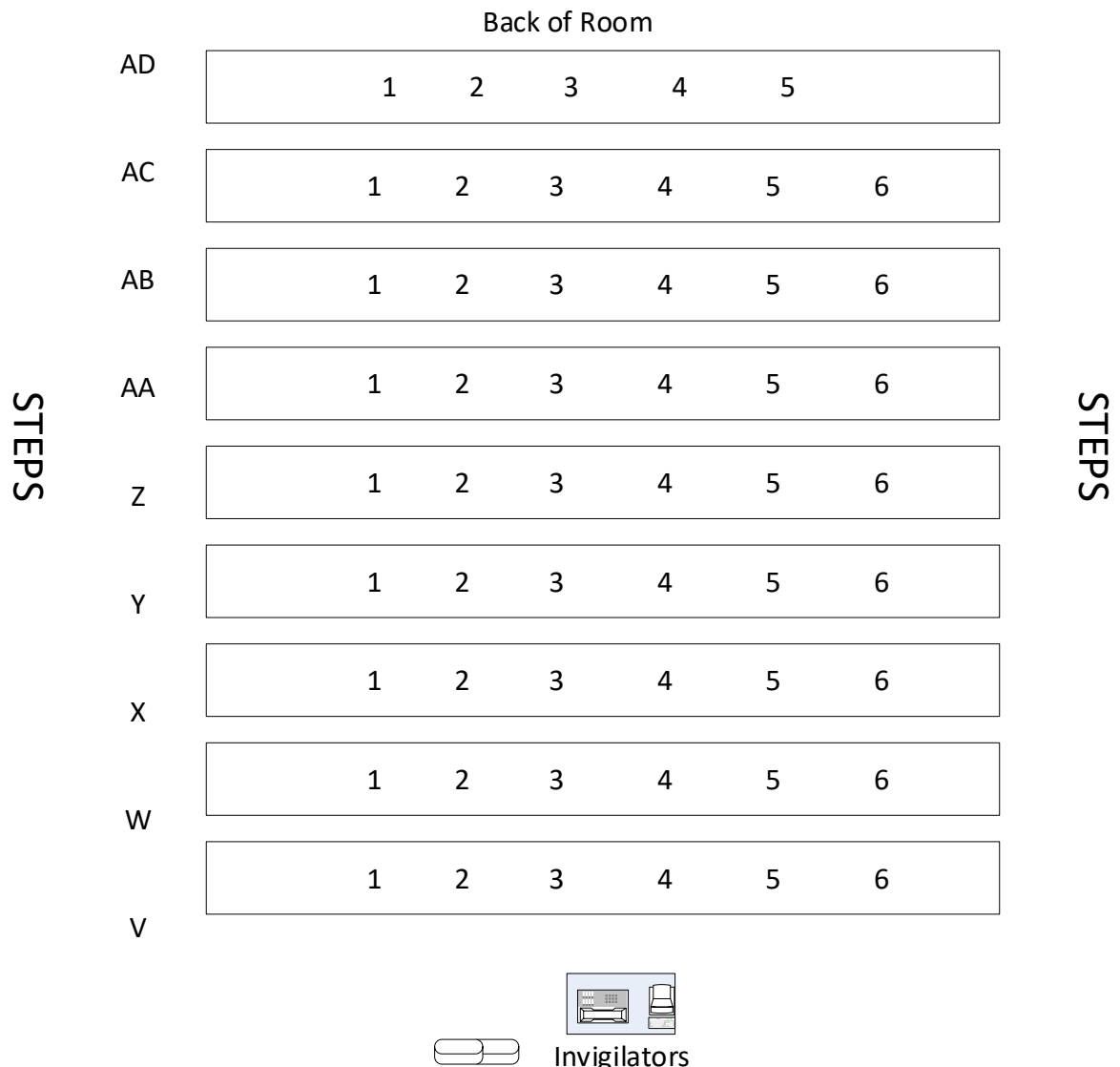
Building 46/2003



Building 46/2003 - Max capacity 62

Level –	Ground floor
Toilets –	Ground floor
Telephone –	Radio only
Lighting –	Automatic
Ventilation –	Automatic
Layout -	Raked
Seating -	Fixed benching
Invigilation -	2 members of staff

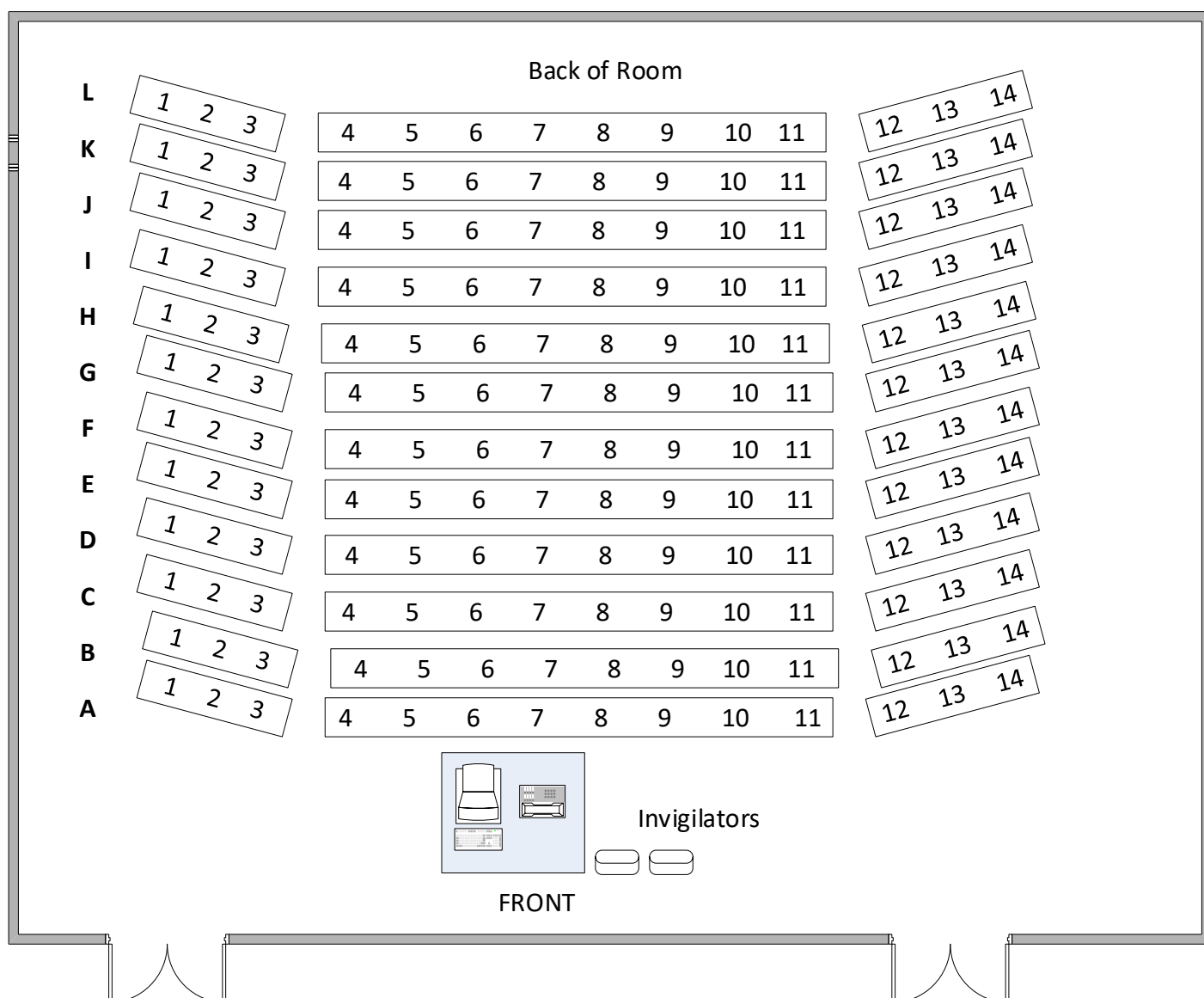
Building 46/2005



Building 46/2005 - Max capacity 53

Level –	Ground floor
Toilets –	Ground floor
Telephone –	Radio only
Lighting –	Automatic (switch panel on projection desk if there are any problems)
Ventilation –	Automatic
Layout -	Raked
Seating -	Fixed benching
Invigilation -	2 members of staff


Building 46/3001



Building 46/3001 - Max capacity 168

Level –	First floor
Toilets –	Ground floor
Telephone –	Radio only
Lighting –	Automatic
Ventilation –	Automatic
Layout -	Raked
Seating -	Fixed benching
Invigilation -	3 members of staff (Plus 1 floating invigilator across 3 rooms but based in 3001)

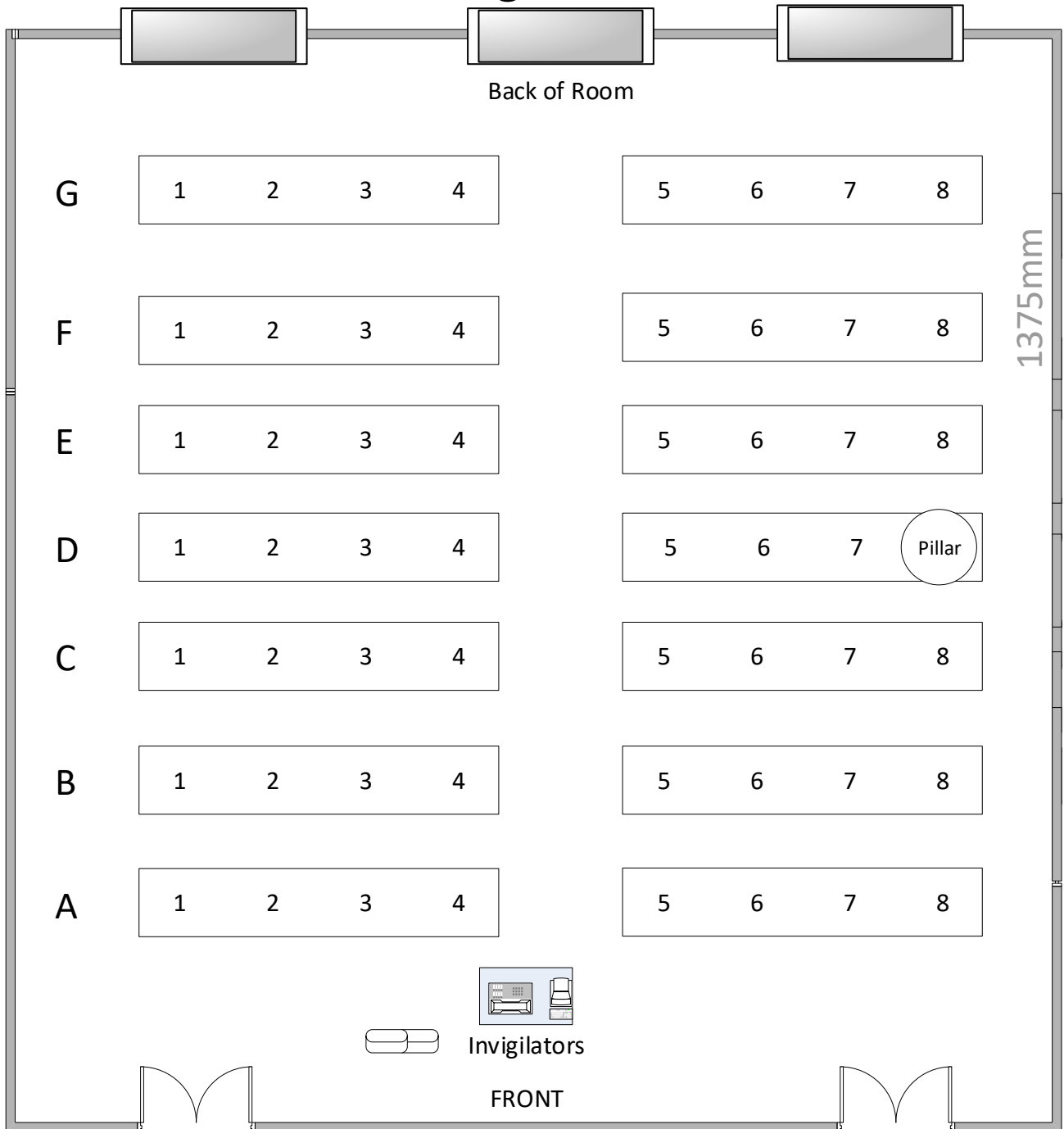
Building 54/5025



Building 54/5027 - Max capacity 55

- Level – 5, come out of lift and go upstairs, 1st left
- Toilets – Level 3
- Telephone – Radio
- Lighting – Switch on wall
- Ventilation – Windows
- Layout - Flat
- Seating - Fixed benching
- Invigilation - 2 members of staff

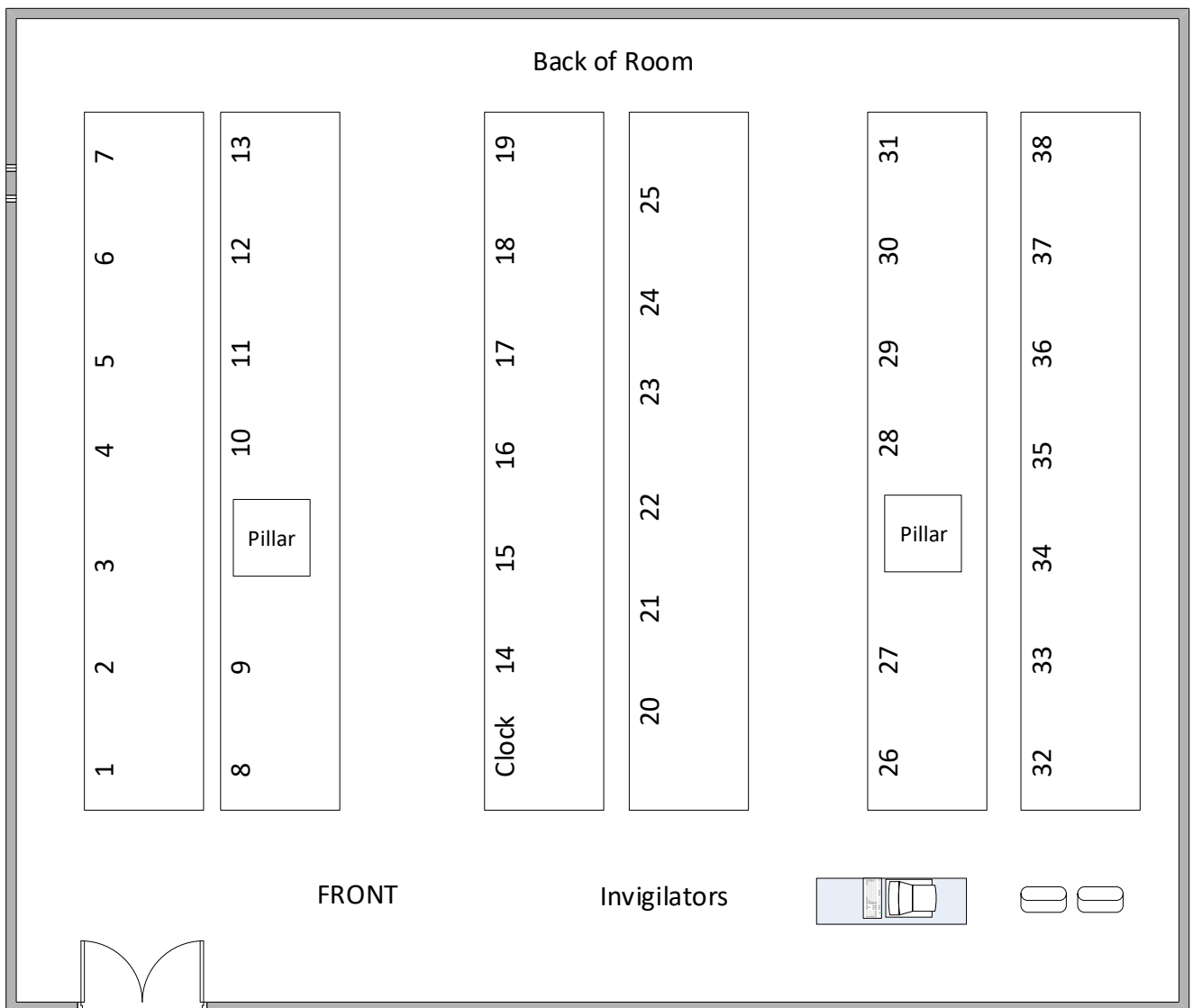
Building 54 / 5027



Building 54/5027 - Max capacity 55

- Level – 5, come out of lift and go upstairs, 1st left
- Toilets – Level 3
- Telephone – Radio
- Lighting – Switch on wall
- Ventilation – Windows
- Layout - Flat
- Seating - Fixed benching
- Invigilation - 2 members of staff

Building 58/1043 (Z)

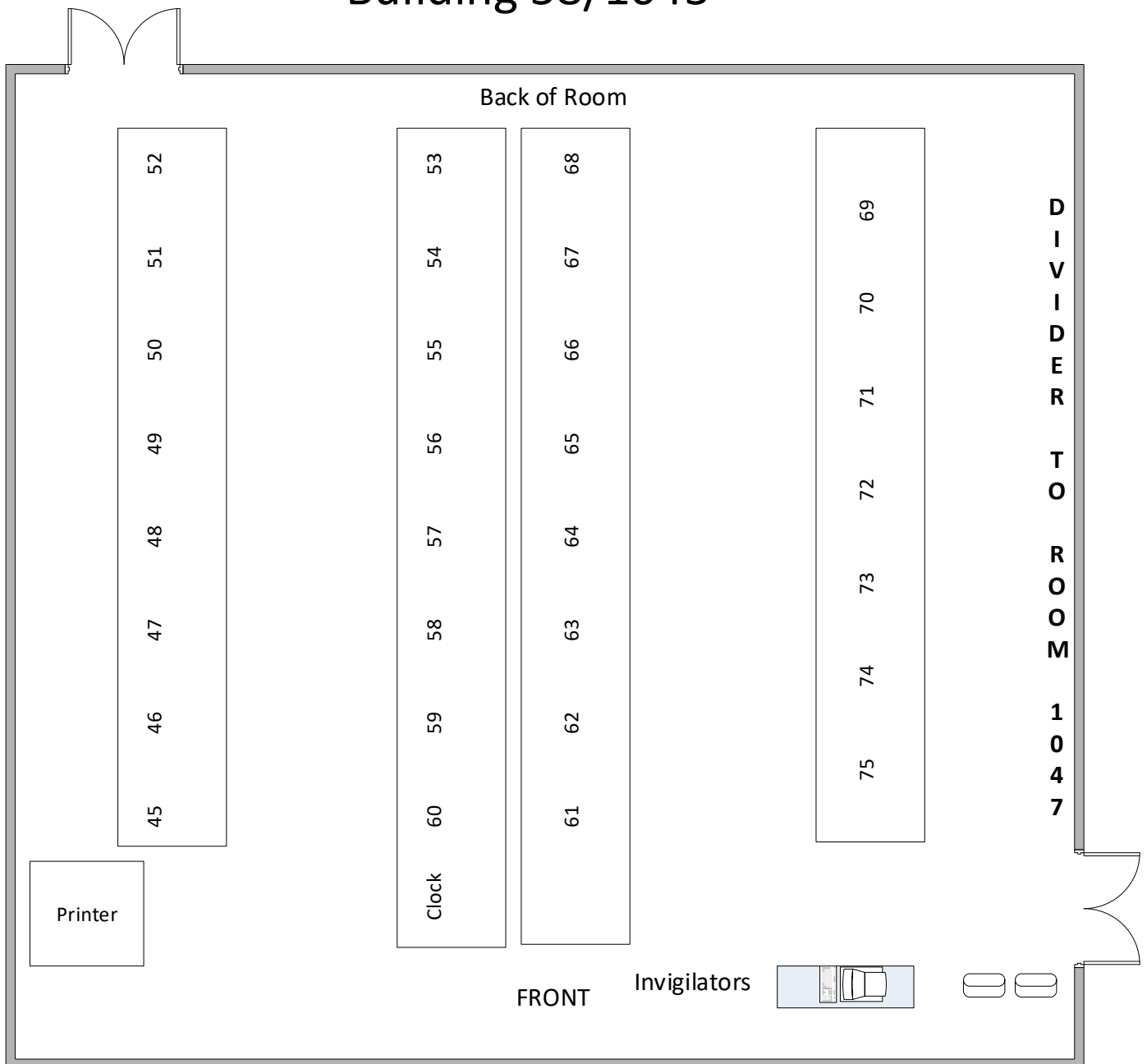


Building 58/1043 (Z) - Max capacity 38

Computer Room

- Level – Ground floor
- Toilets – Along the corridor
- Telephone – Radio only
- Lighting – Control panel on wall
- Ventilation – windows/possible air conditioning
- Layout - Flat
- Seating - Fixed desks and chairs
- Invigilation - 2 members of staff

Building 58/1045

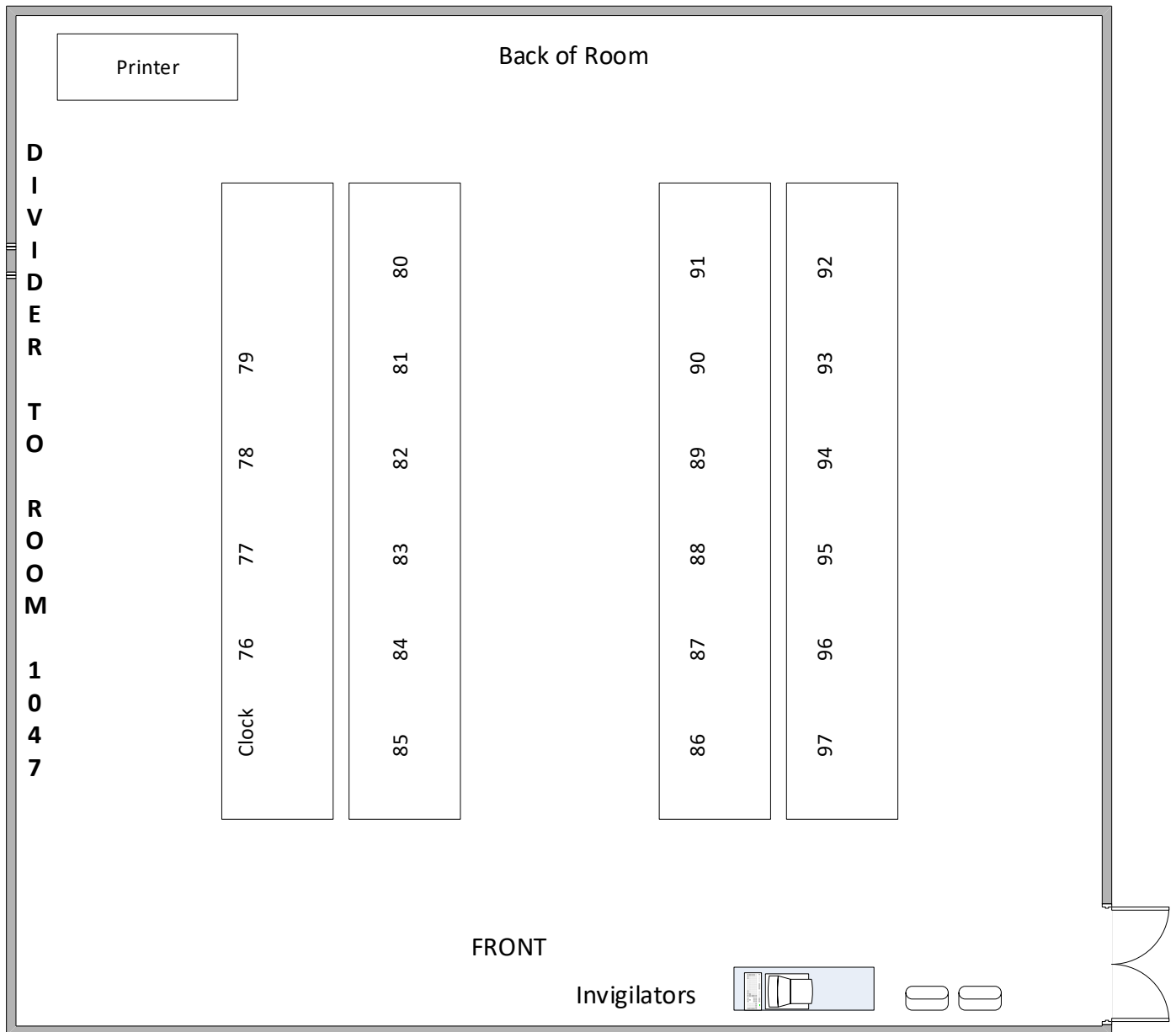


Building 58/1045 Max capacity - 31

Computer Room

- Level – Ground floor
- Toilets – Along the corridor
- Telephone – Radio only
- Lighting – Control panel on wall
- Ventilation – windows/possible air conditioning
- Layout - Flat
- Seating - Fixed desks and chairs
- Invigilation - 2 members of staff

Building 58/1047

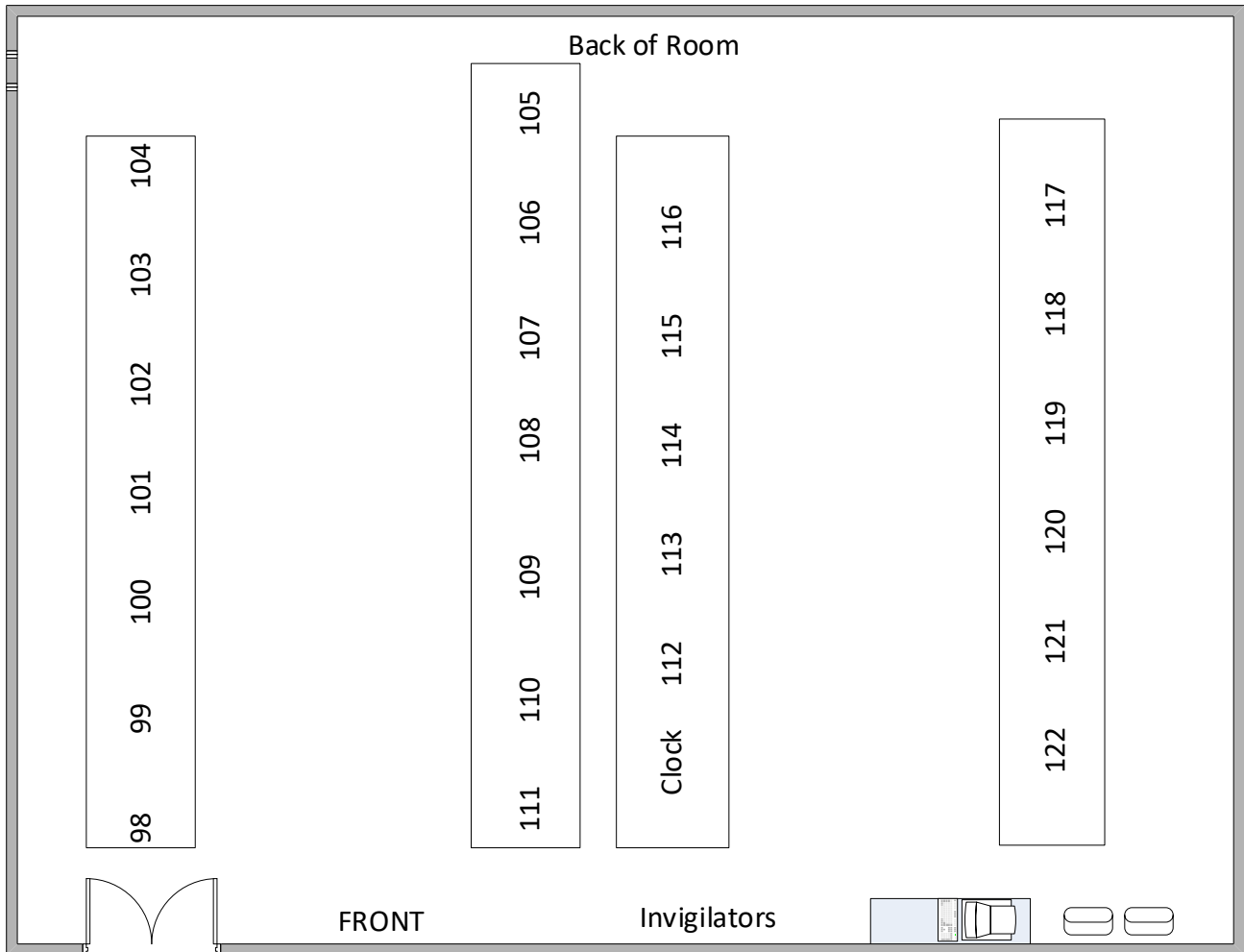


Building 58/1047 Max capacity - 21

Computer Room

- Level – Ground floor
- Toilets – Along the corridor
- Telephone – Radio only
- Lighting – Control panel on wall
- Ventilation – windows/possible air conditioning
- Layout - Flat
- Seating - Fixed desks and chairs
- Invigilation - 2 members of staff

Building 58/1049

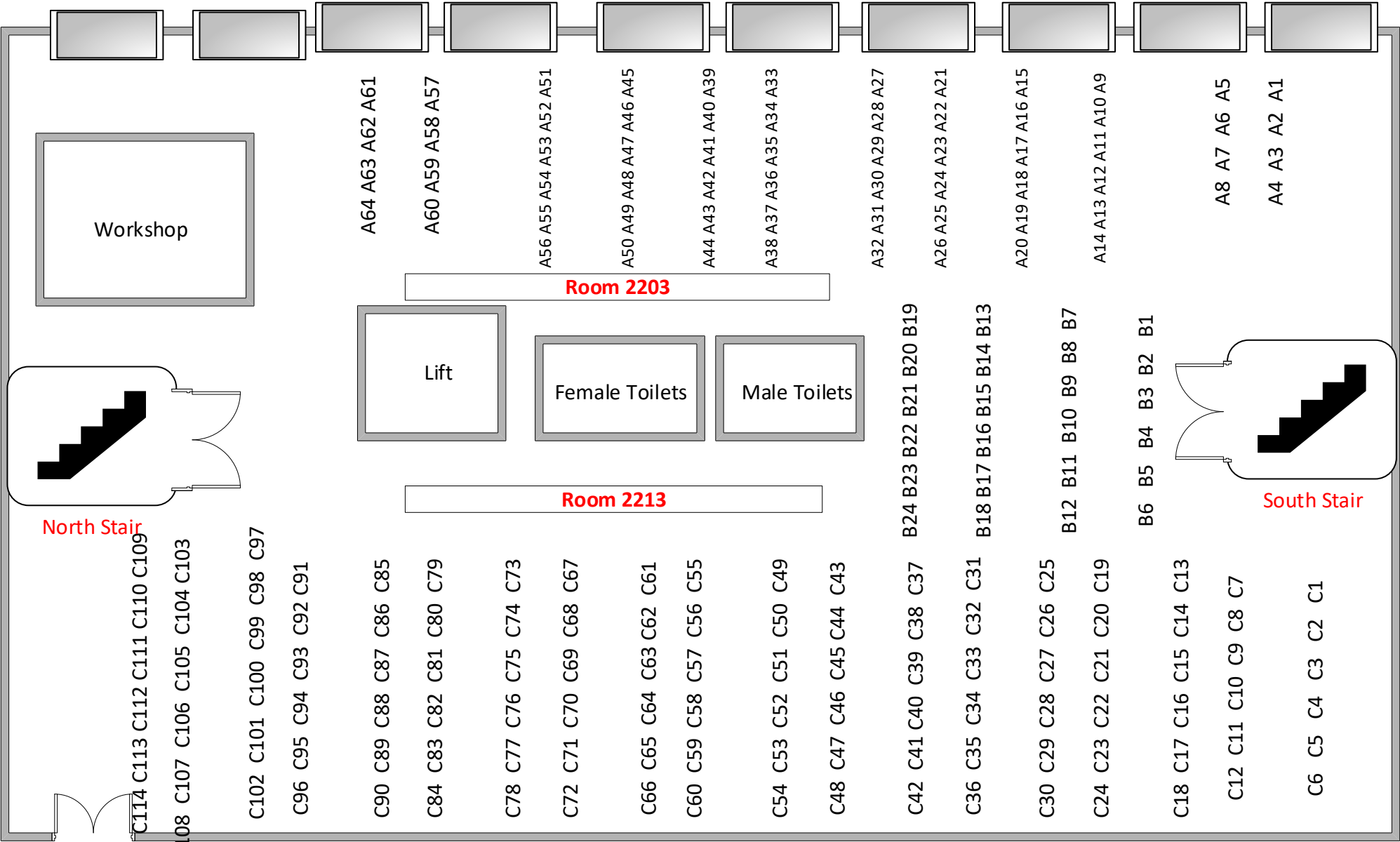


Building 58/1049 - Max capacity - 25

Computer Room

- Level – Ground floor
- Toilets – Along the corridor
- Telephone – Radio only
- Lighting – Control panel on wall
- Ventilation – windows/possible air conditioning
- Layout - Flat
- Seating - Fixed desks and chairs
- Invigilation - 2 members of staff

Building 59 / Rooms 2203/2213



Building 59

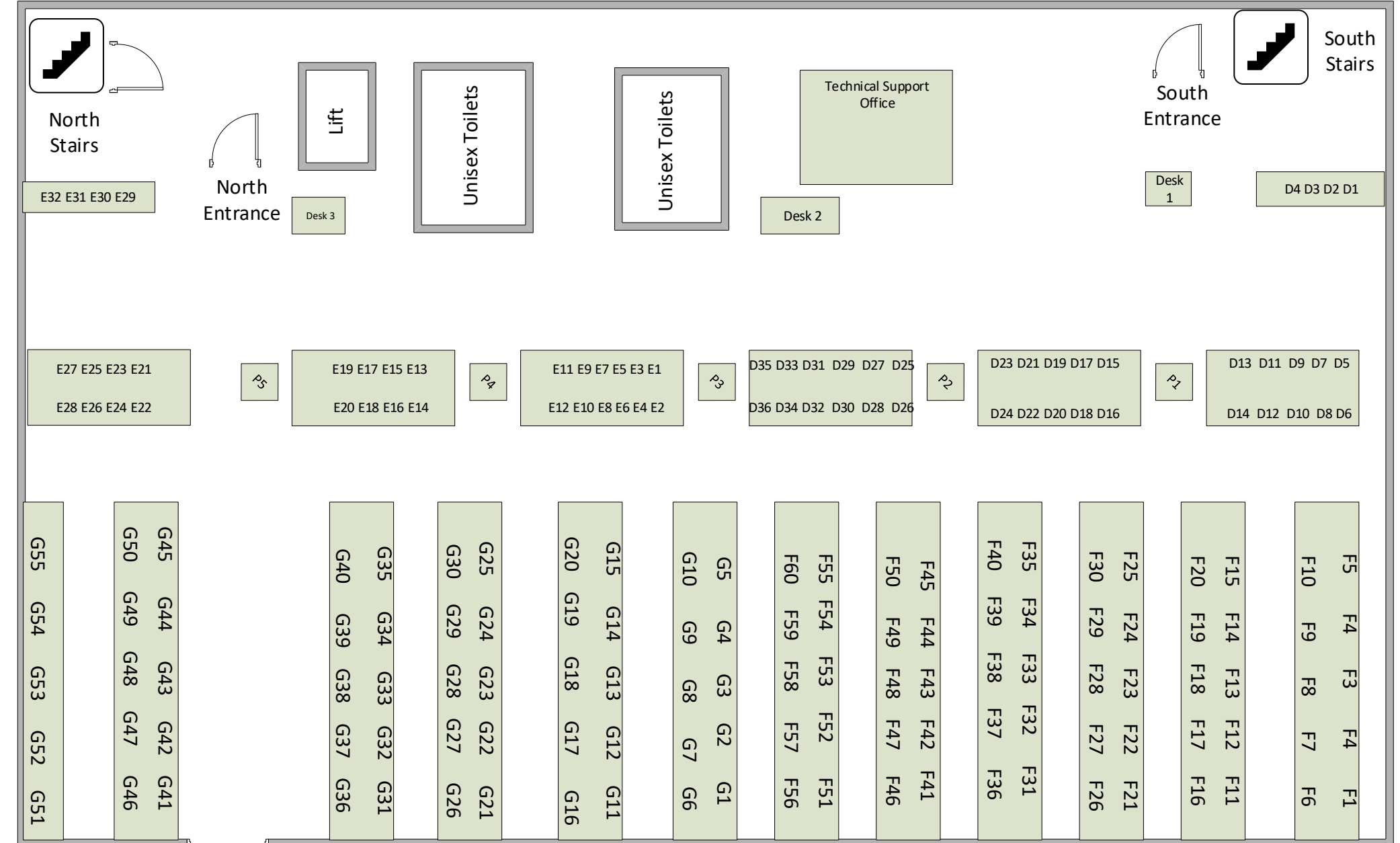
Room 2203 & 2213, Level 2

Max capacity – Rm 2203 – 64

Max capacity – Rm 2213 – 138

Level –	2
Toilets –	Level 2
Telephone –	Radio only
Lighting –	Automatic
Heating -	Local controls
Ventilation –	Automatic & Windows
Layout -	Flat
Seating -	Fixed bench PCs
Invigilation -	8 members of staff

Building 59 /Room 3229

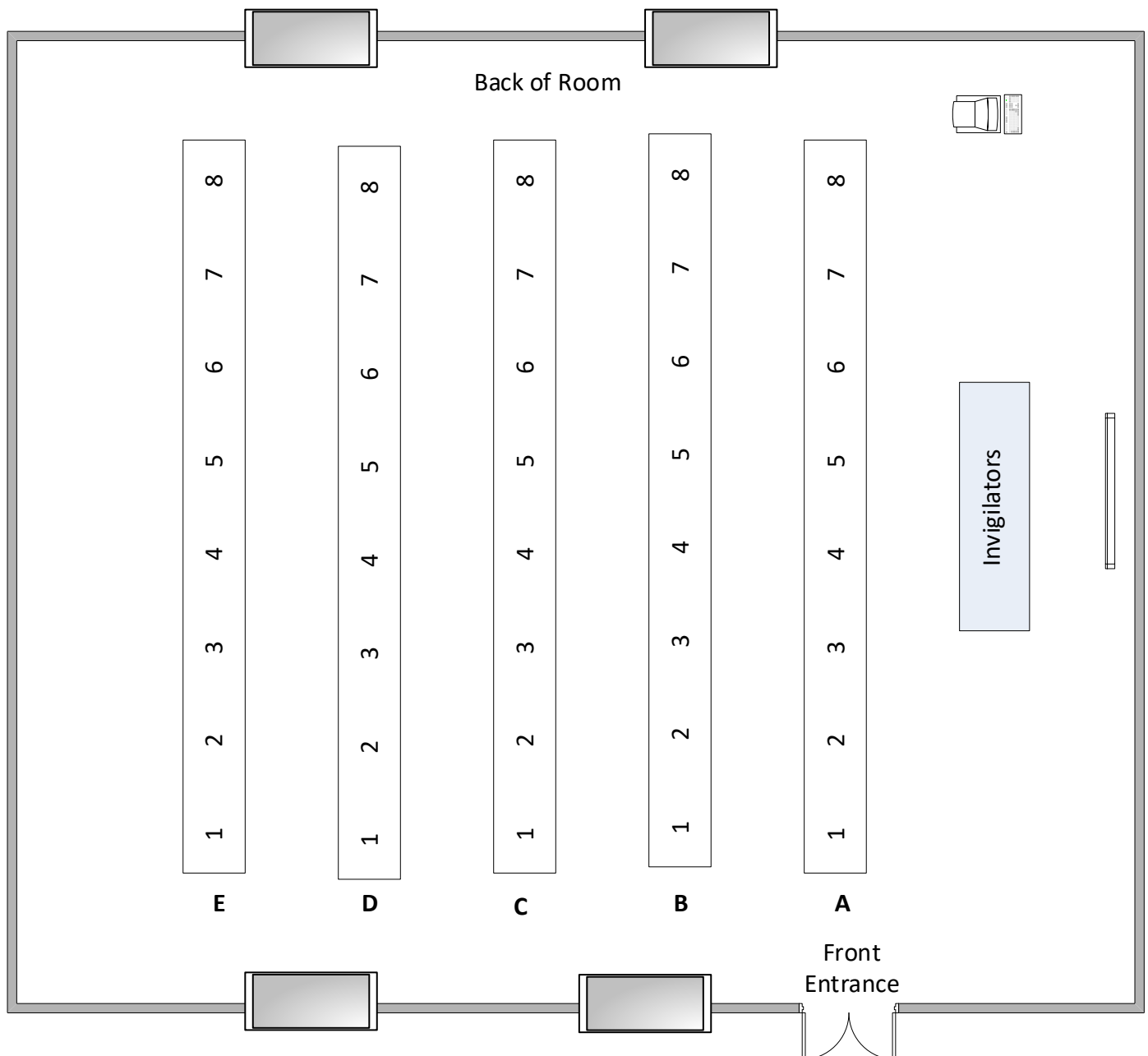


Building 59
Room 3229,
Level 3

Max capacity – 178

- Level – 3
- Toilets – Level 3
- Telephone – Radio only
- Lighting – Automatic
- Heating – controls
- Ventilation – Automatic & Windows
- Layout - Flat
- Seating - Fixed bench PCs
- Invigilation - 8 members of staff
- Middle desk can control whole room. All lecterns with standing microphone.
- Lecterns on end to Split Room.
- Letters D & F to enter through SOUTH STAIR and SOUTH ENTRANCE in the areas of P 1 &2.
- Letters D & G to enter through NORTH STAIR and NORTH ENTRANCE in the areas of P3, 4 and 5.

59P Room 1001 (Portacabin)



Portacabin 59P 1001 - Max capacity 40

Ground Floor – Flat with wheelchair access.

Toilets – These are located behind the Portacabin, exit the front entrance and turn left.

Telephone – Radio

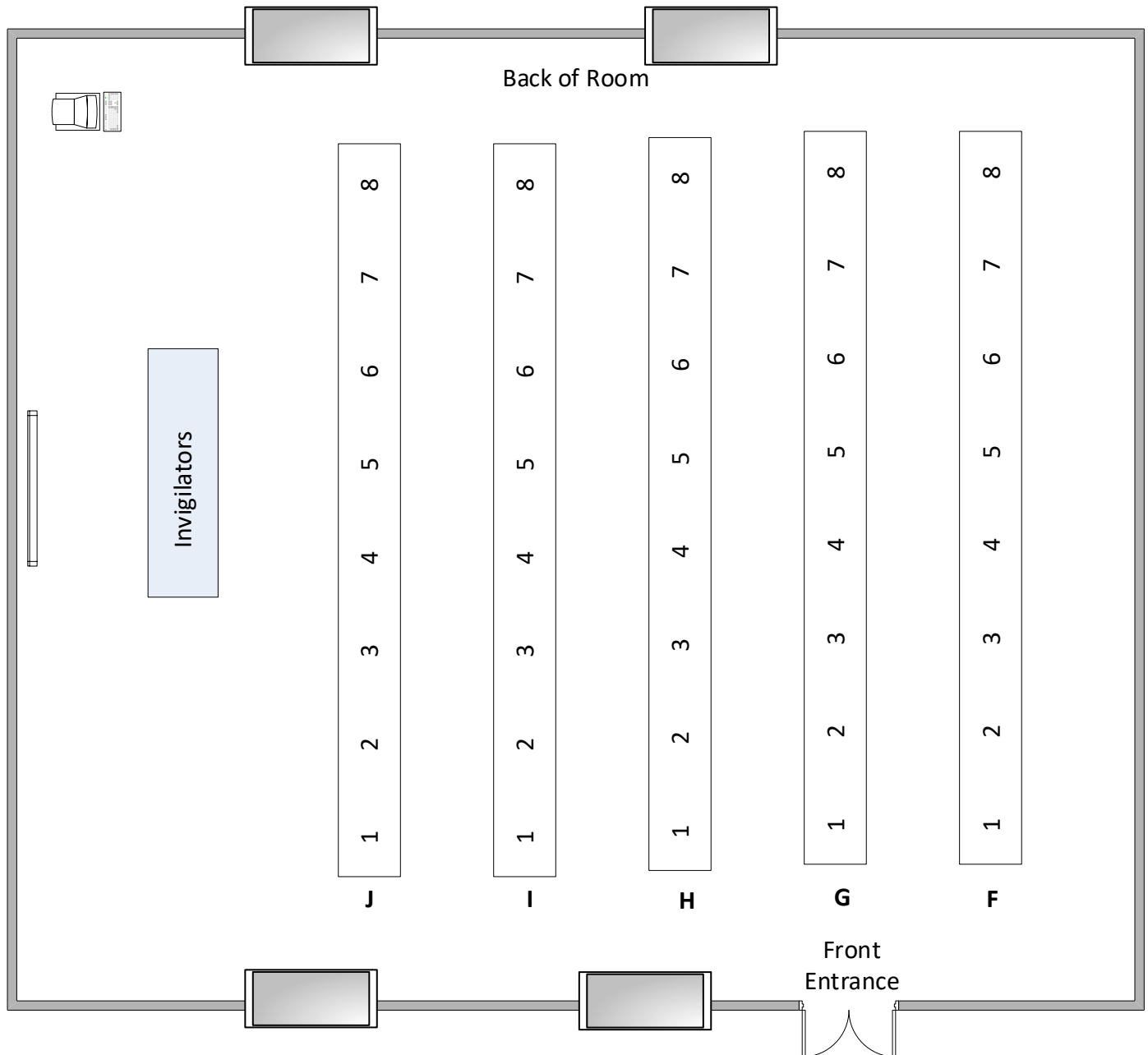
Lighting – Switch on wall (by door), rocker switch, press up for on and down for off

Ventilation – To be confirmed

Layout - Flat

Invigilation - 2 members of staff

59P Room 1003 (Portacabin)



Portacabin 59P 1003 - Max capacity 40

Ground Floor – Flat with wheelchair access.

Toilets – These are located behind the Portacabin, exit the front entrance and turn left.

Telephone – Radio

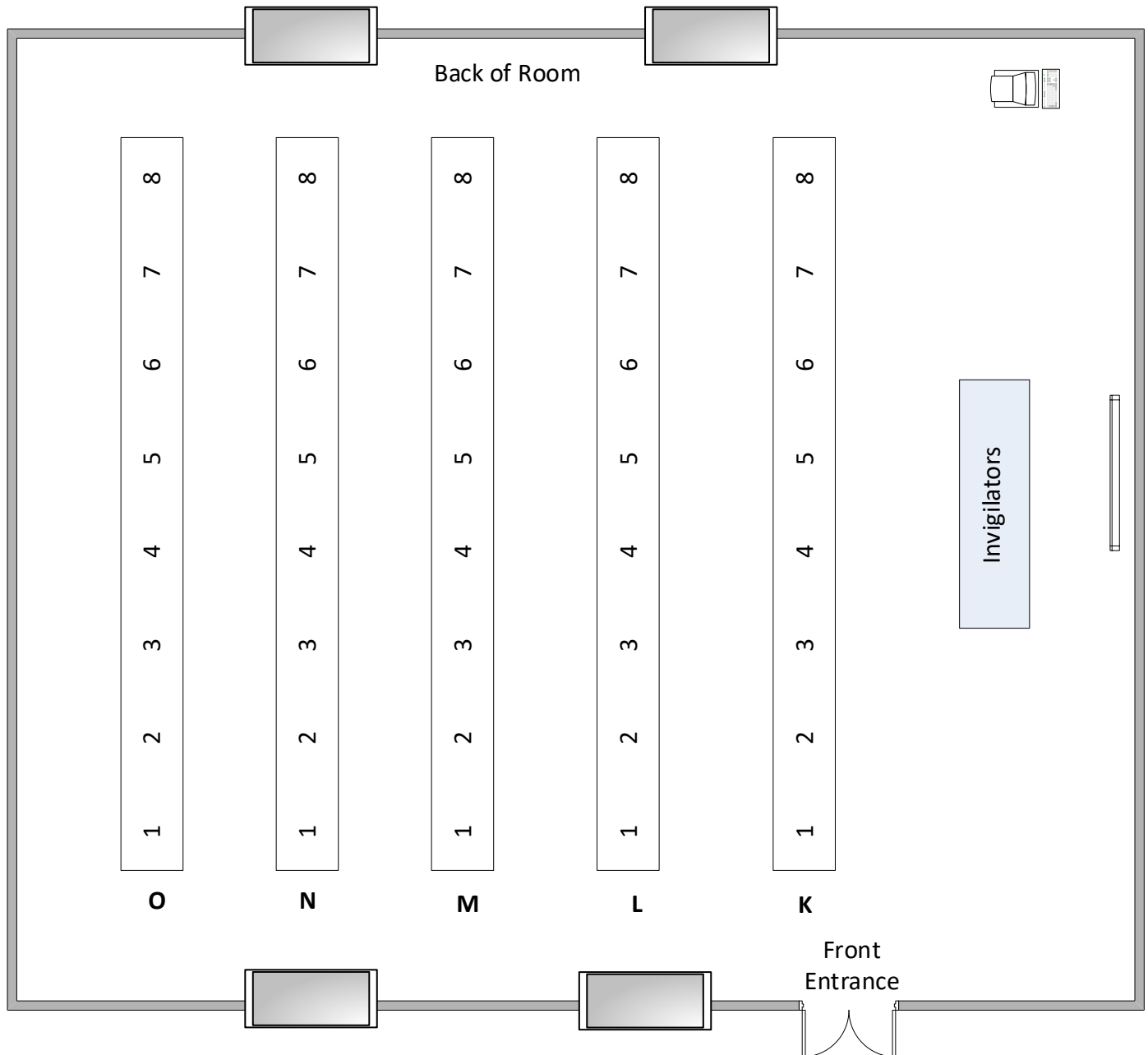
Lighting – Switch on wall (by door), rocker switch, press up for on and down for off

Ventilation – To be confirmed

Layout - Flat

Invigilation - 2 members of staff

59P Room 1005 (Portacabin)



Portacabin 59P 1005 - Max capacity 40

Ground Floor – Flat with wheelchair access.

Toilets – These are located behind the Portacabin, exit the front entrance and turn left.

Telephone – Radio

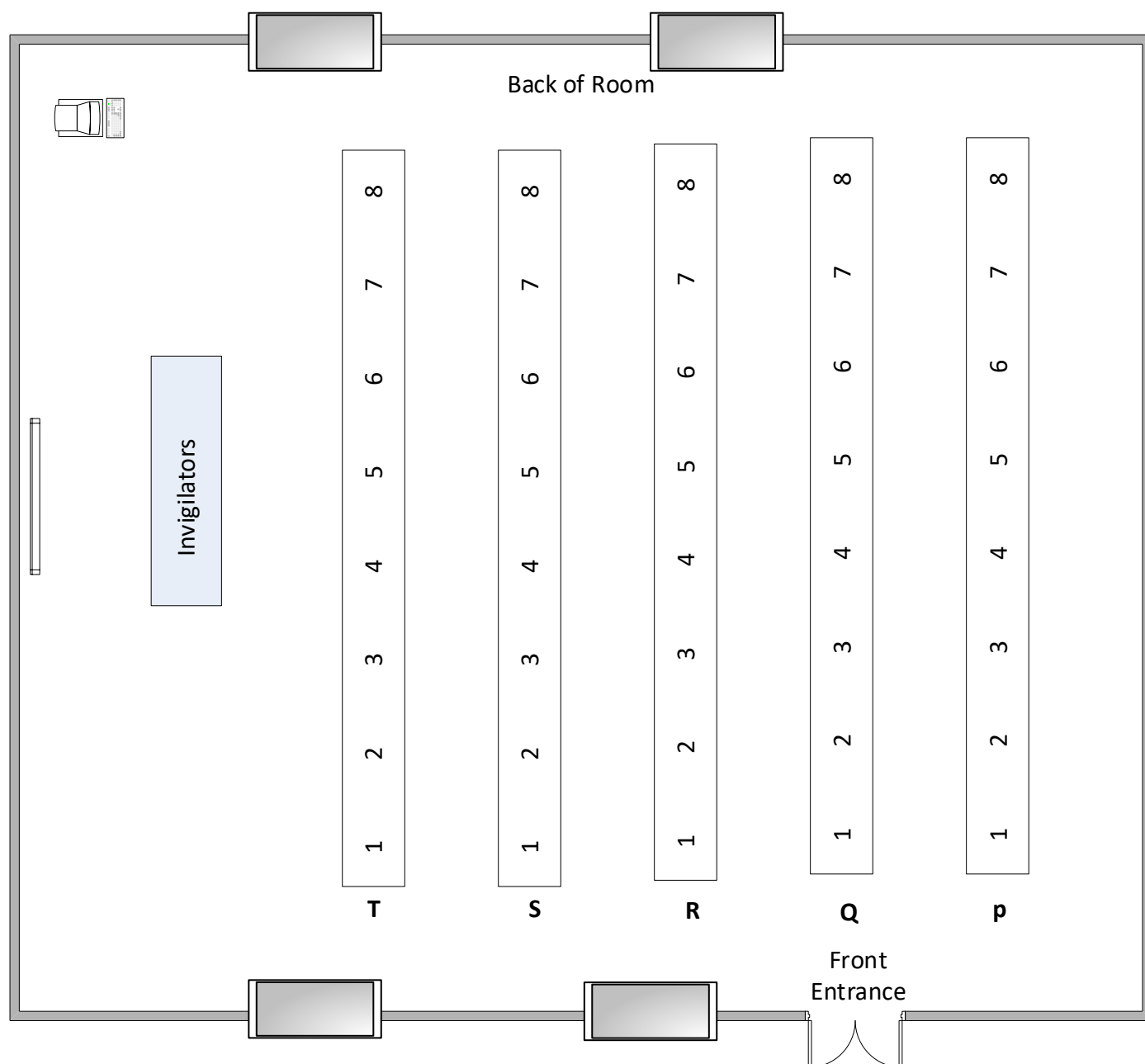
Lighting – Switch on wall (by door), rocker switch, press up for on and down for off

Ventilation – To be confirmed

Layout - Flat

Invigilation - 2 members of staff

59P Room 1007(Portacabin)



Portacabin 59P 1007 - Max capacity 40

Ground Floor – Flat with wheelchair access.

Toilets – These are located behind the Portacabin, exit the front entrance and turn left.

Telephone – Radio

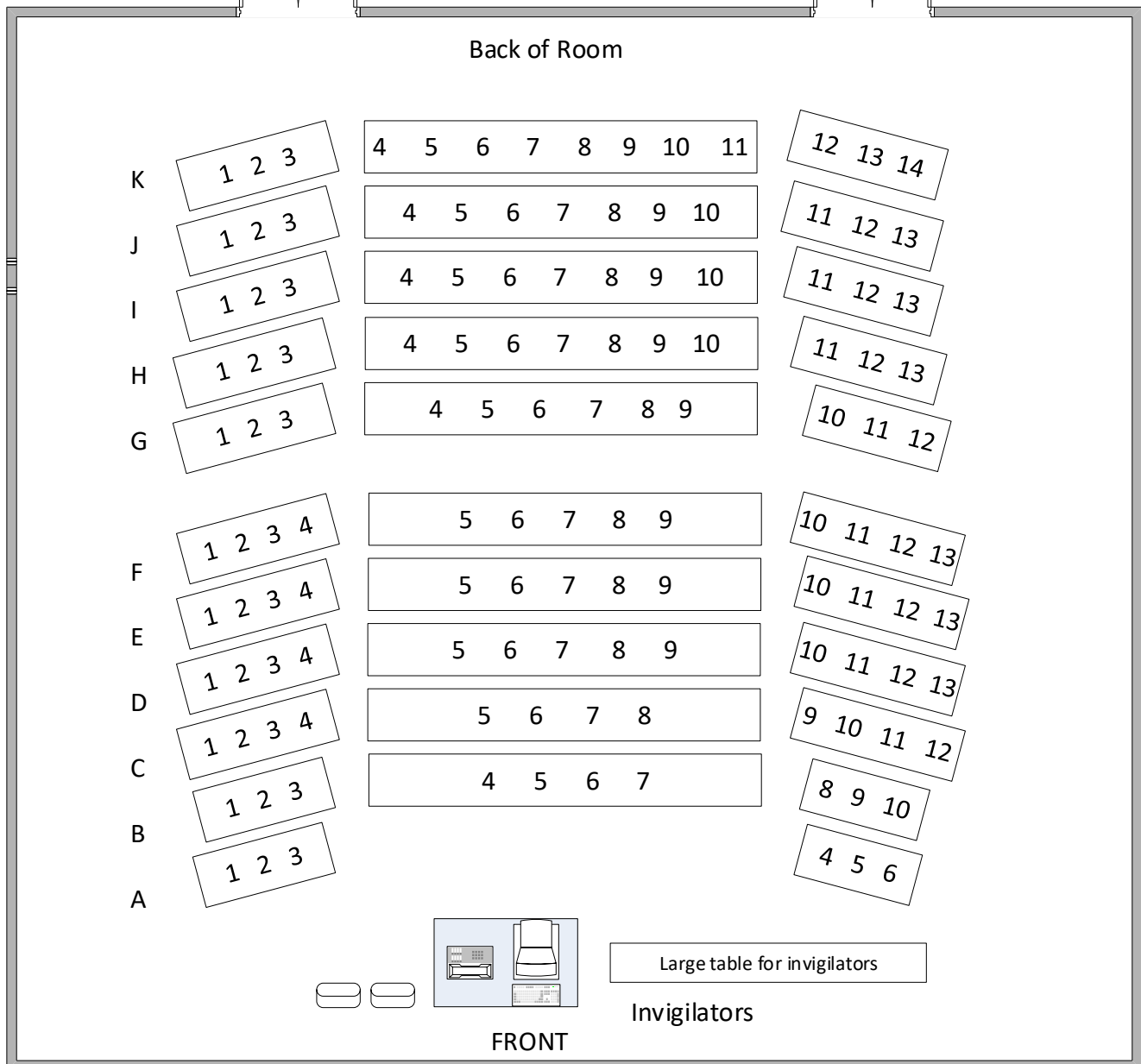
Lighting – Switch on wall (by door), rocker switch, press up for on and down for off

Ventilation – To be confirmed

Layout - Flat

Invigilation - 2 members of staff

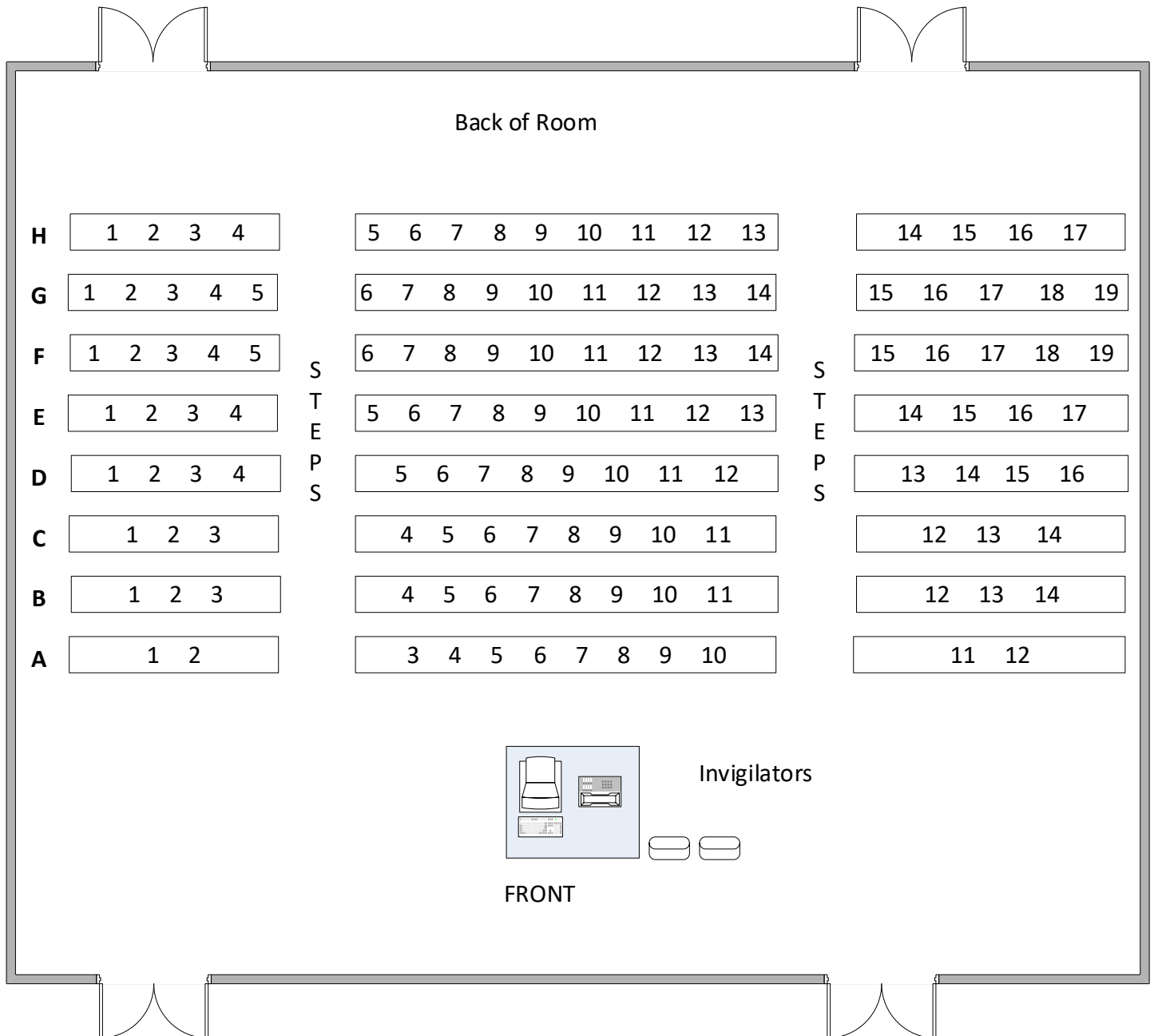
Building 67/1037



Building 67/1037 - Max capacity 132

- Level – Ground floor
- Toilets – To the left of the main room through the doors
- Telephone – Radio only
- Lighting – Automatic
- Ventilation – Automatic
- Layout - Raked
- Seating - Fixed benching
- Invigilation - 3 members of staff

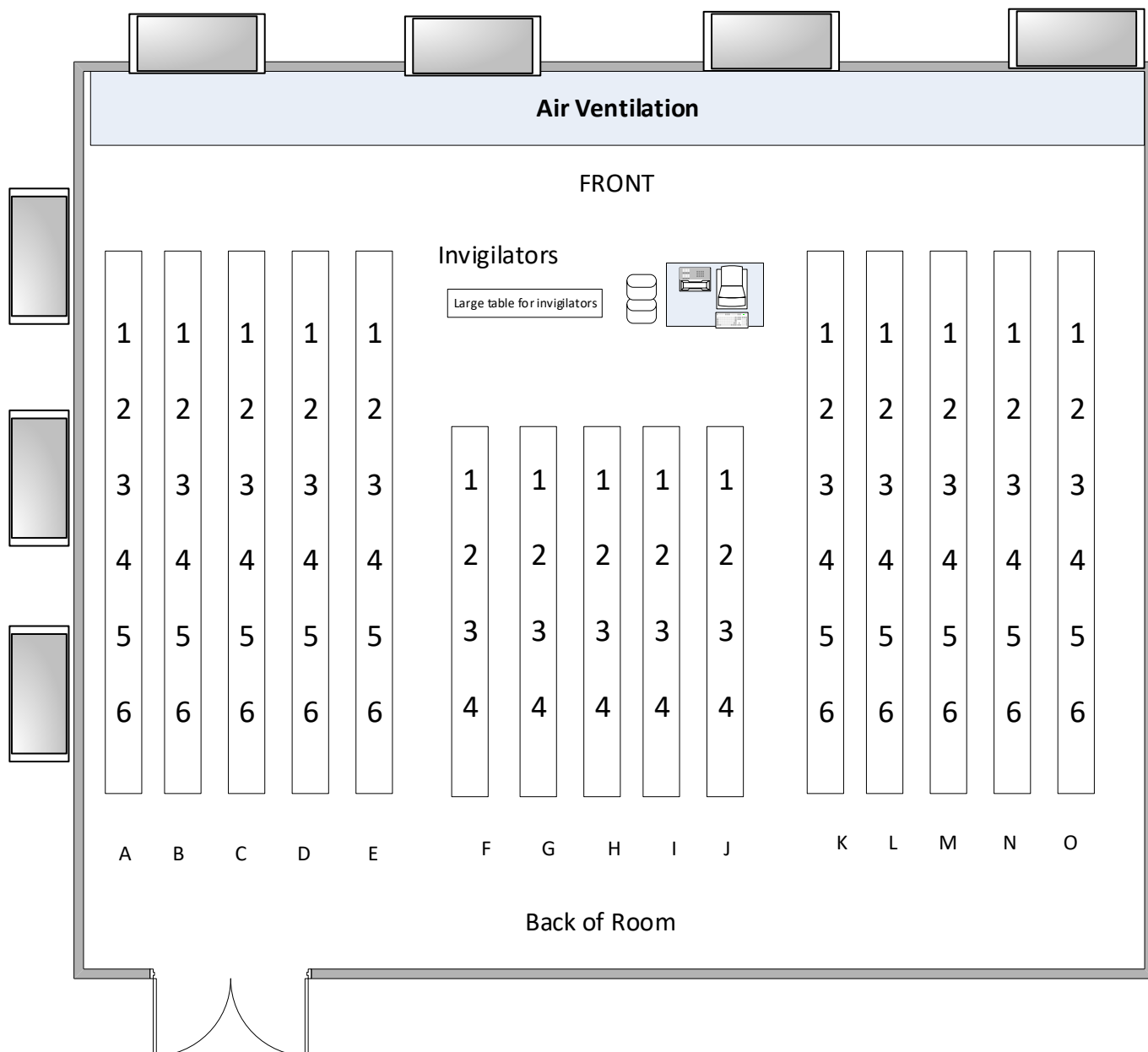
Building 100/1001



Building 100/1001 - Max capacity - 104

- Level – Ground Floor (Level 2)
- Toilets – Level 2 - Exit at the rear of LT, turn left, at the end of the corridor
Level 1 - Exit at the bottom of the LT, turn right, upstairs, on the right
- Telephone – Radio only
- Lighting – Automatic (Low, Med & High setting on PC screen)
- Ventilation – Centrally controlled
- Layout - Raked
- Seating - Fixed benching
- Invigilation - 3 members of staff

Building 100, Room 3023

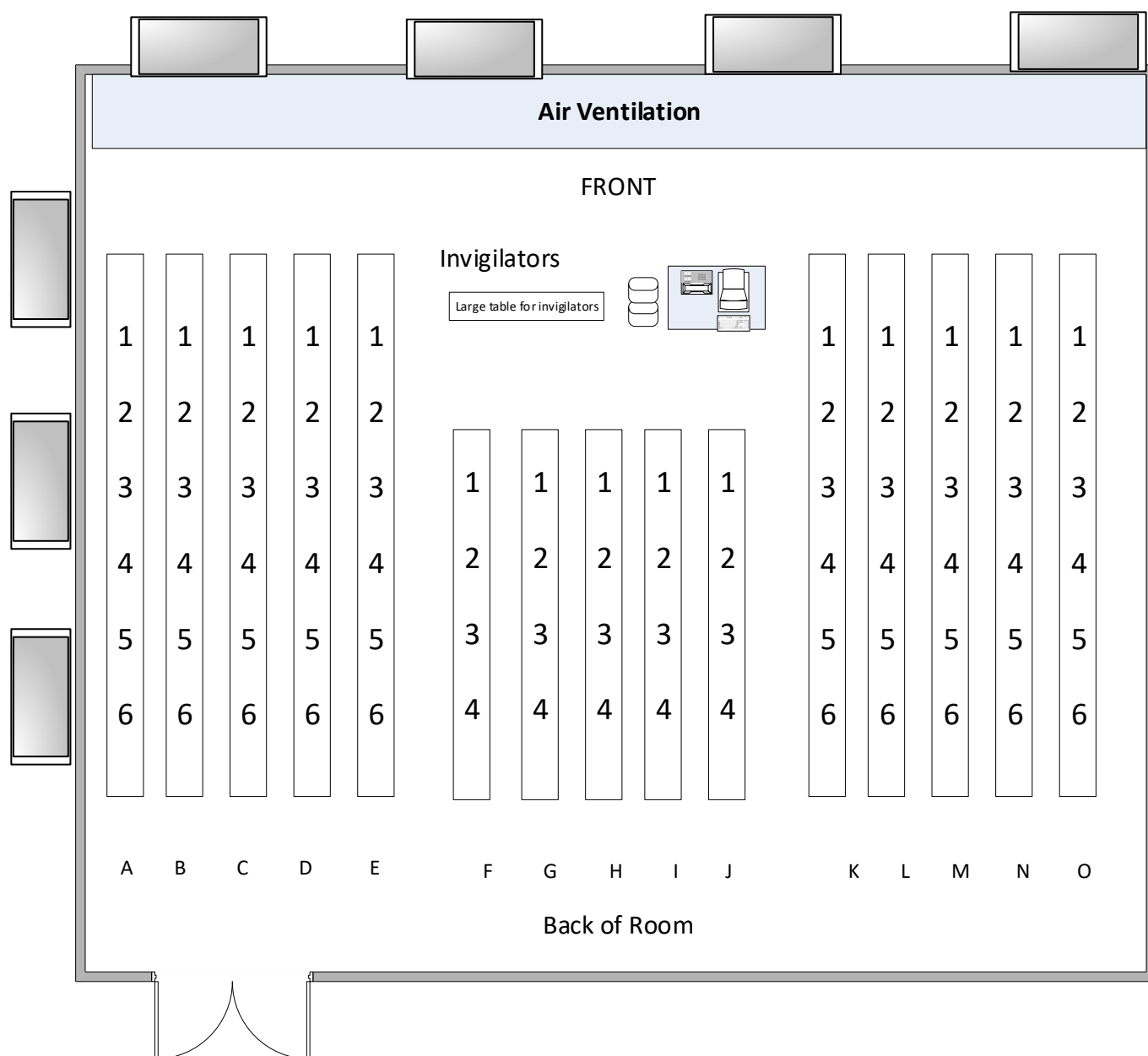


Building 100/Room 3023

Max capacity 80

- Level – Level 3
- Toilets – Exit LT, turn left and left again (by staircase)
- Telephone – Radio only
- Lighting – Switch on wall (by door), rocker switch, press up for on and down for off
- Ventilation – Centrally controlled
- Layout - Flat
- Seating - Temporary desks & chairs (delivered by porters)
- Invigilation - 4 members of staff (including floating invigilator)

Building 100, Room 4013

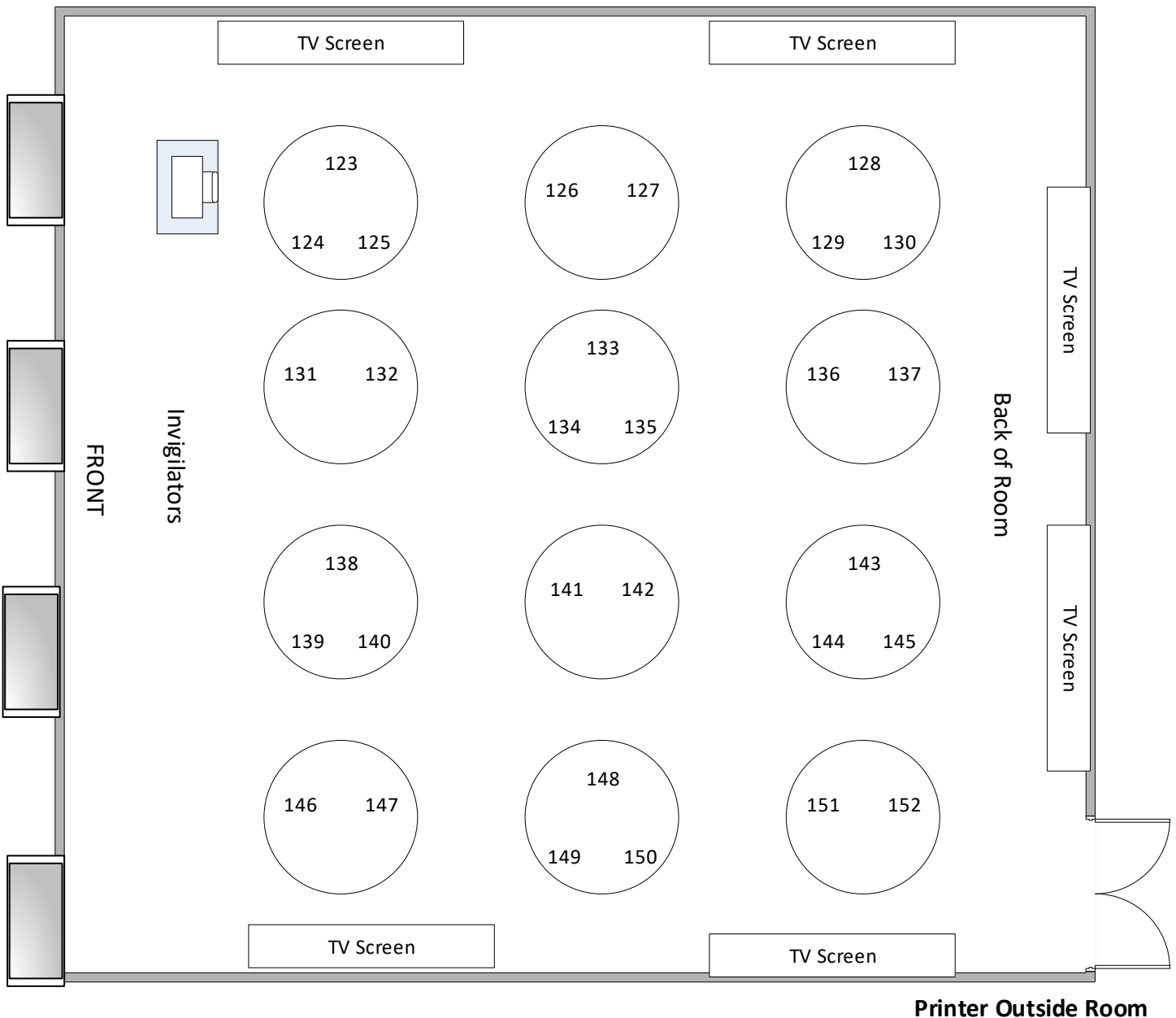


Building 100/Room 4013

Max capacity 80

- Level – Level 4
- Toilets – Exit LT, turn left and left again (by staircase)
- Telephone – Radio only
- Lighting – Switch on wall (by door), rocker switch, press up for on and down for off
- Ventilation – Centrally controlled
- Layout - Flat
- Seating - Temporary desks & chairs (delivered by porters)
- Invigilation - 3 members of staff

Building 100, Room 5011

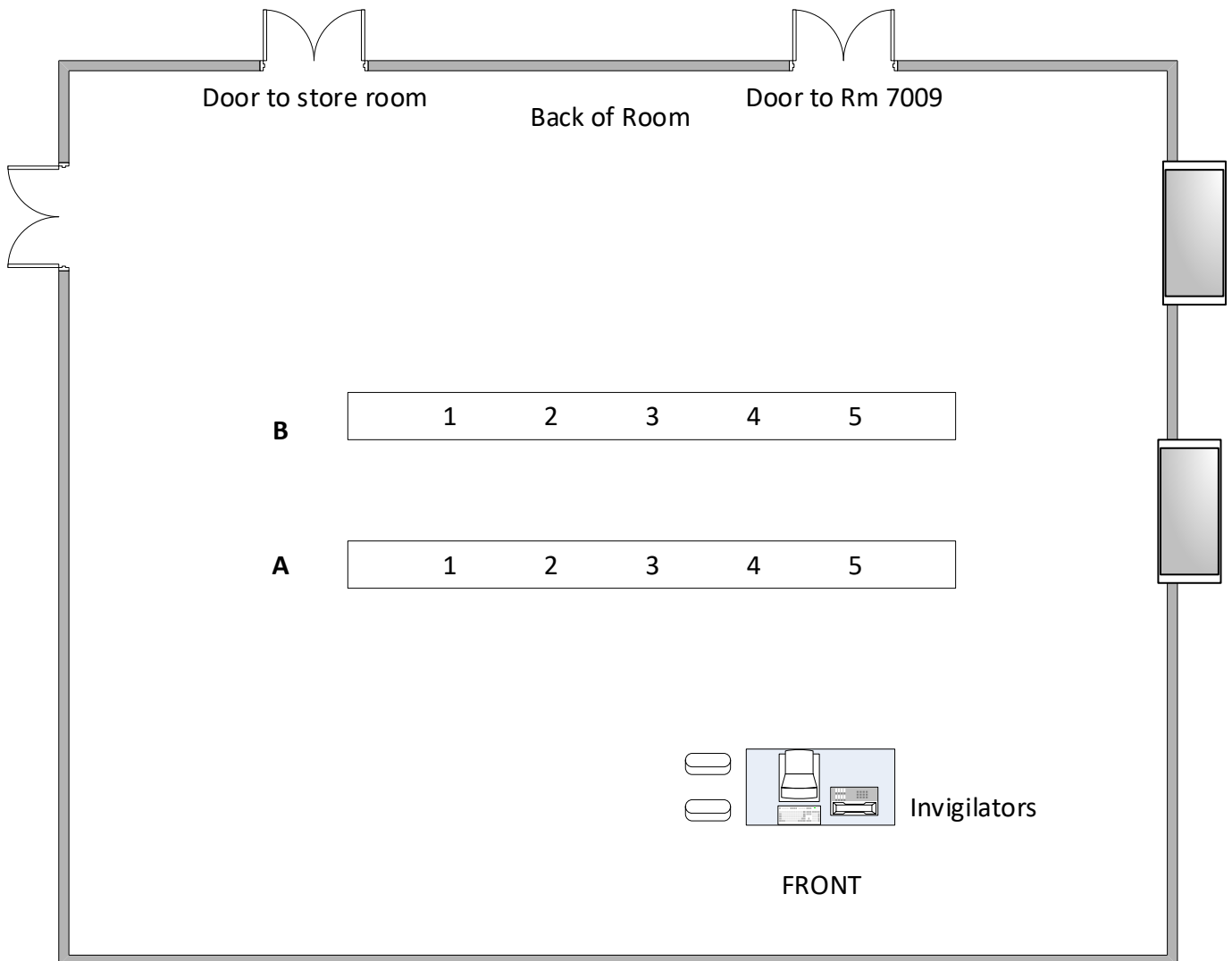


Building 100/Room 5011

Max capacity 30

- | | |
|----------------|--|
| Level – | Level 3 |
| Toilets – | Exit room, turn left, down corridor, turn left (by staircase) |
| Telephone – | Radio only |
| Lighting – | Switch on wall (by door), rocker switch, press up for on and down for offl |
| Ventilation – | Centrally controlled |
| Layout - | Flat |
| Seating - | Temporary desks & chairs (delivered by porters) |
| Invigilation - | 3 members of staff |

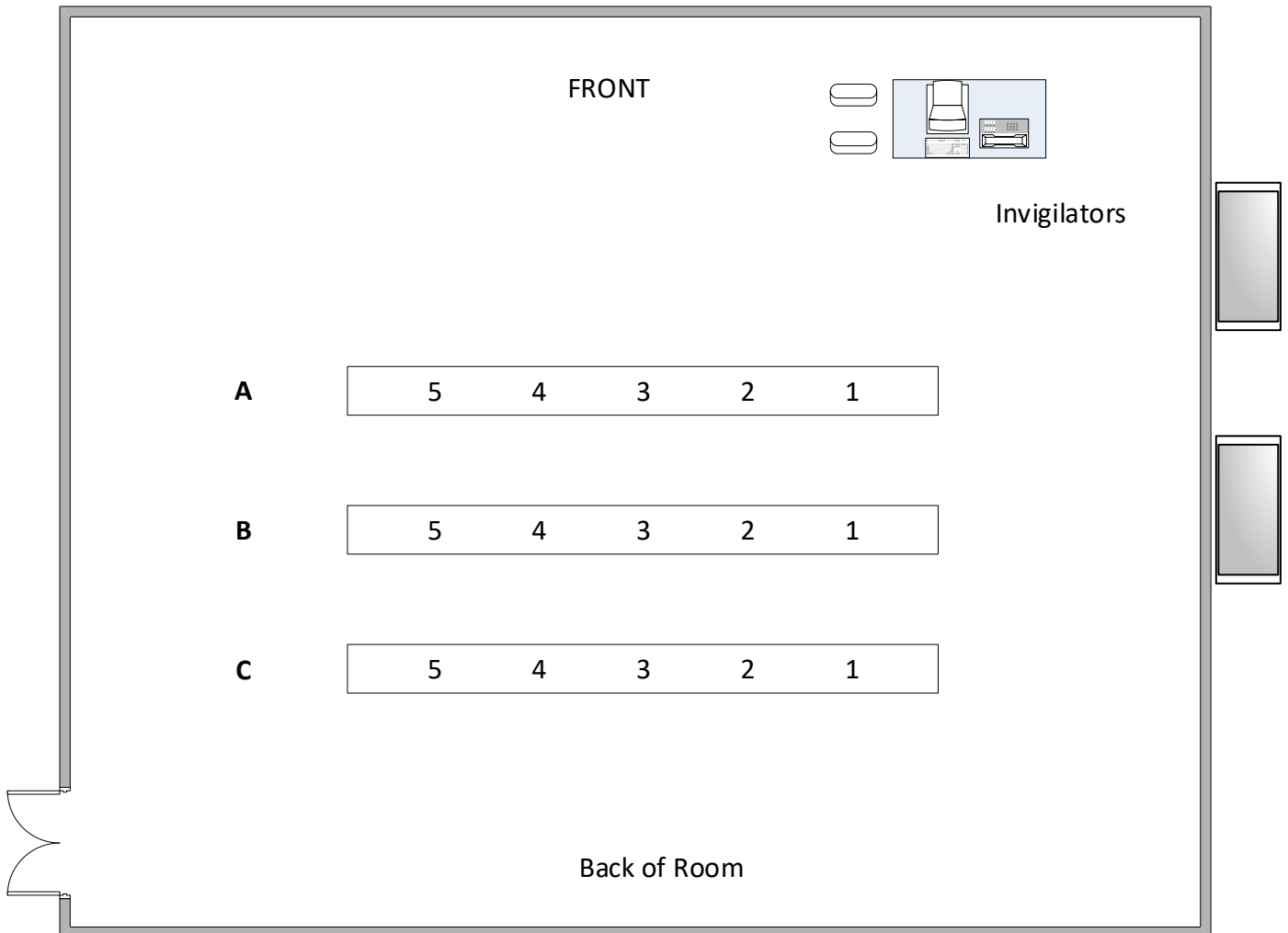
Building 100/7007 (Z)



Building 100/7007 (Z) - Max capacity 10

- Level – Level 7
- Toilets – Exit room, turn right to corridor by lifts, at the end of the corridor turn left
- Telephone – Radio
- Lighting – Switch on wall (by door), rocker switch, press up for on and down for off
- Ventilation – Centrally controlled
- Layout - Flat
- Invigilation - 2 members of staff

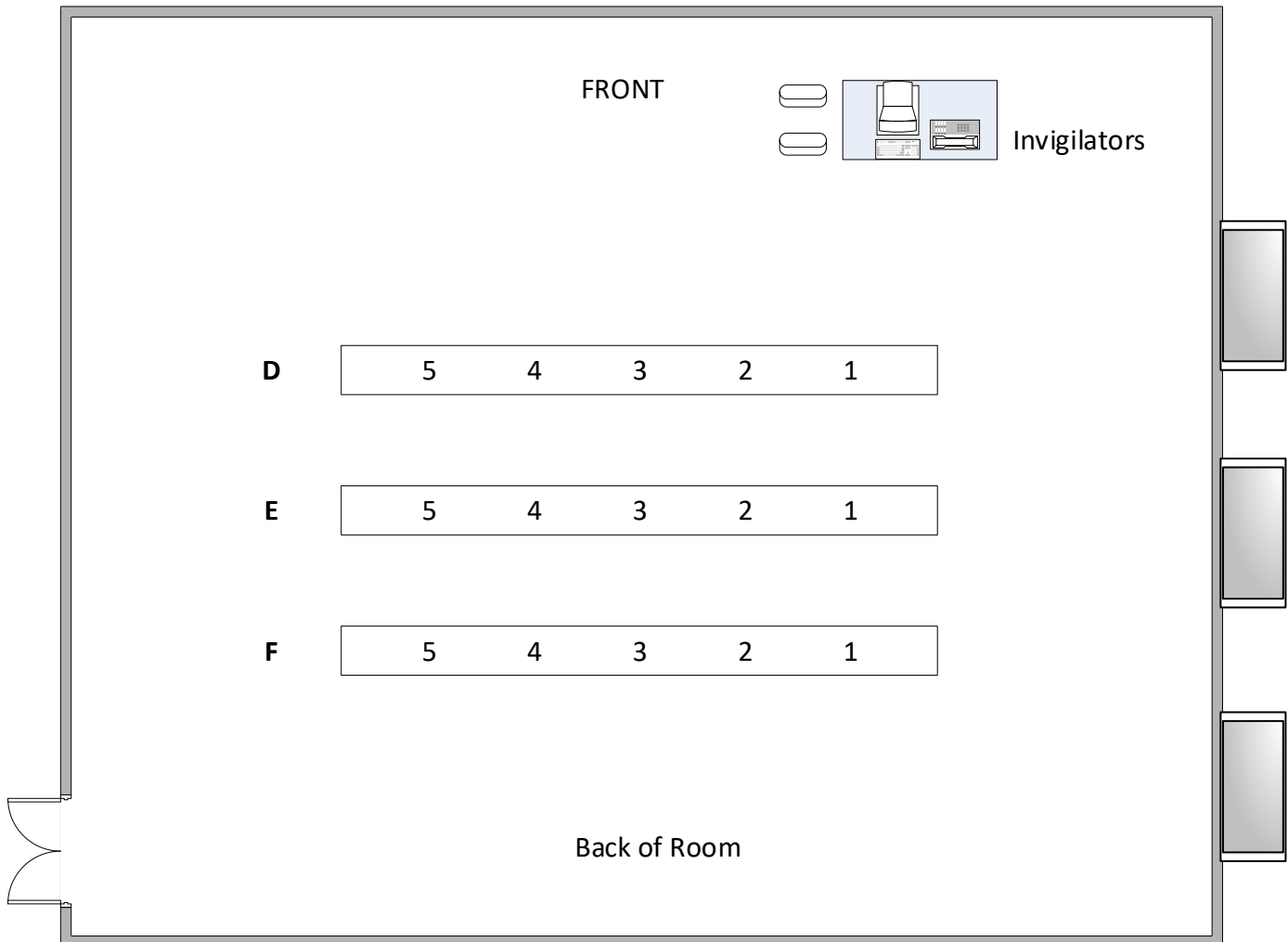
Building 100/7011 (Z)



Building 100/7011 (Z) - Max capacity 15

- Level – Level 7
- Toilets – Exit room, turn right to corridor by lifts, at the end of the corridor turn left
- Telephone – Radio
- Lighting – Switch on wall (by door), rocker switch, press up for on and down for off
- Ventilation – Centrally controlled
- Layout - Flat
- Invigilation - 2 members of staff

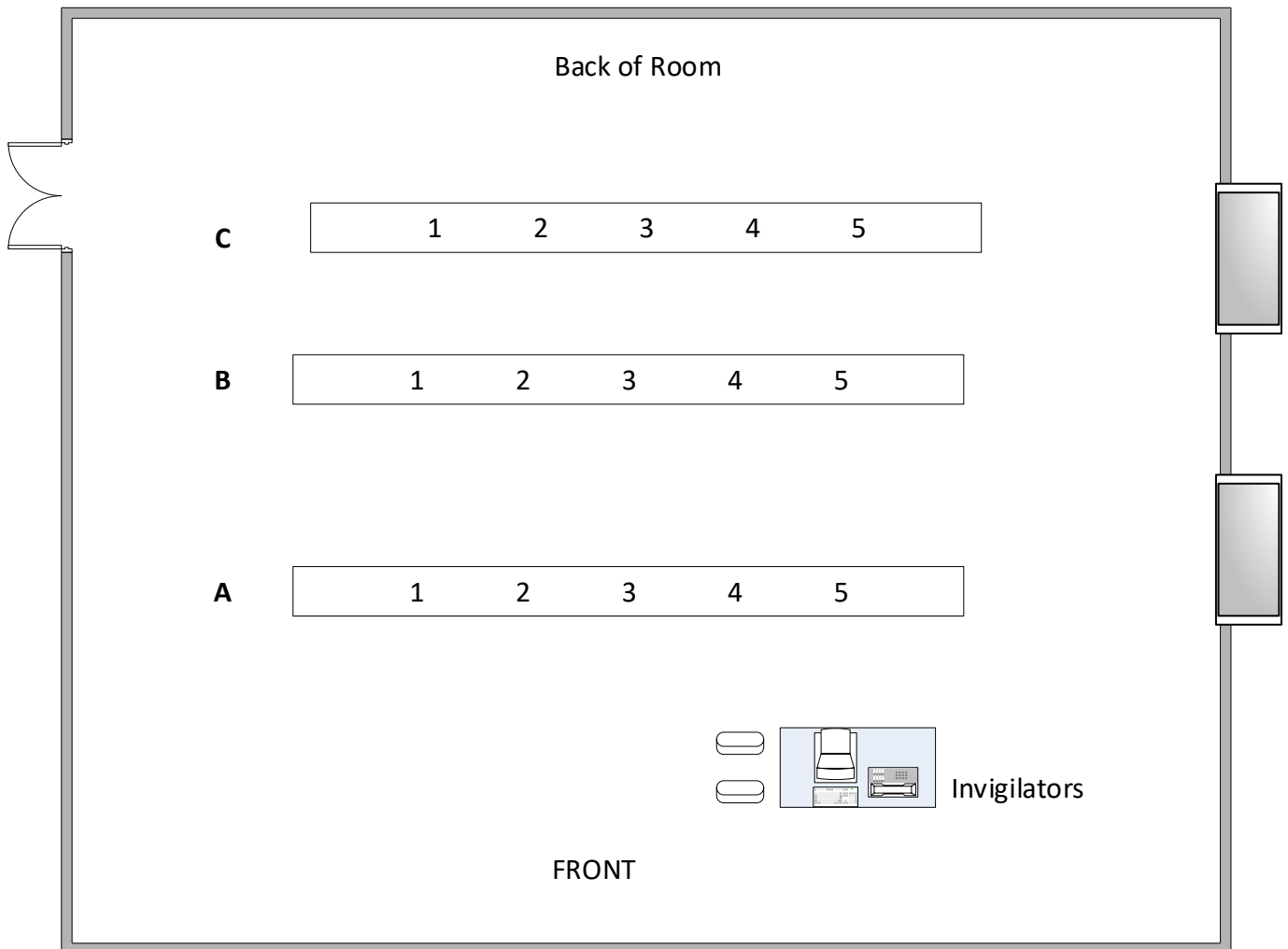
Building 100/7013 (Z)



Building 100/7013 (Z) - Max capacity 15

- Level – Level 7
- Toilets – Exit room, turn right to corridor by lifts, at the end of the corridor turn left
- Telephone – Radio
- Lighting – Switch on wall (by door), rocker switch, press up for on and down for off
- Ventilation – Centrally controlled
- Layout - Flat
- Invigilation - 2 members of staff

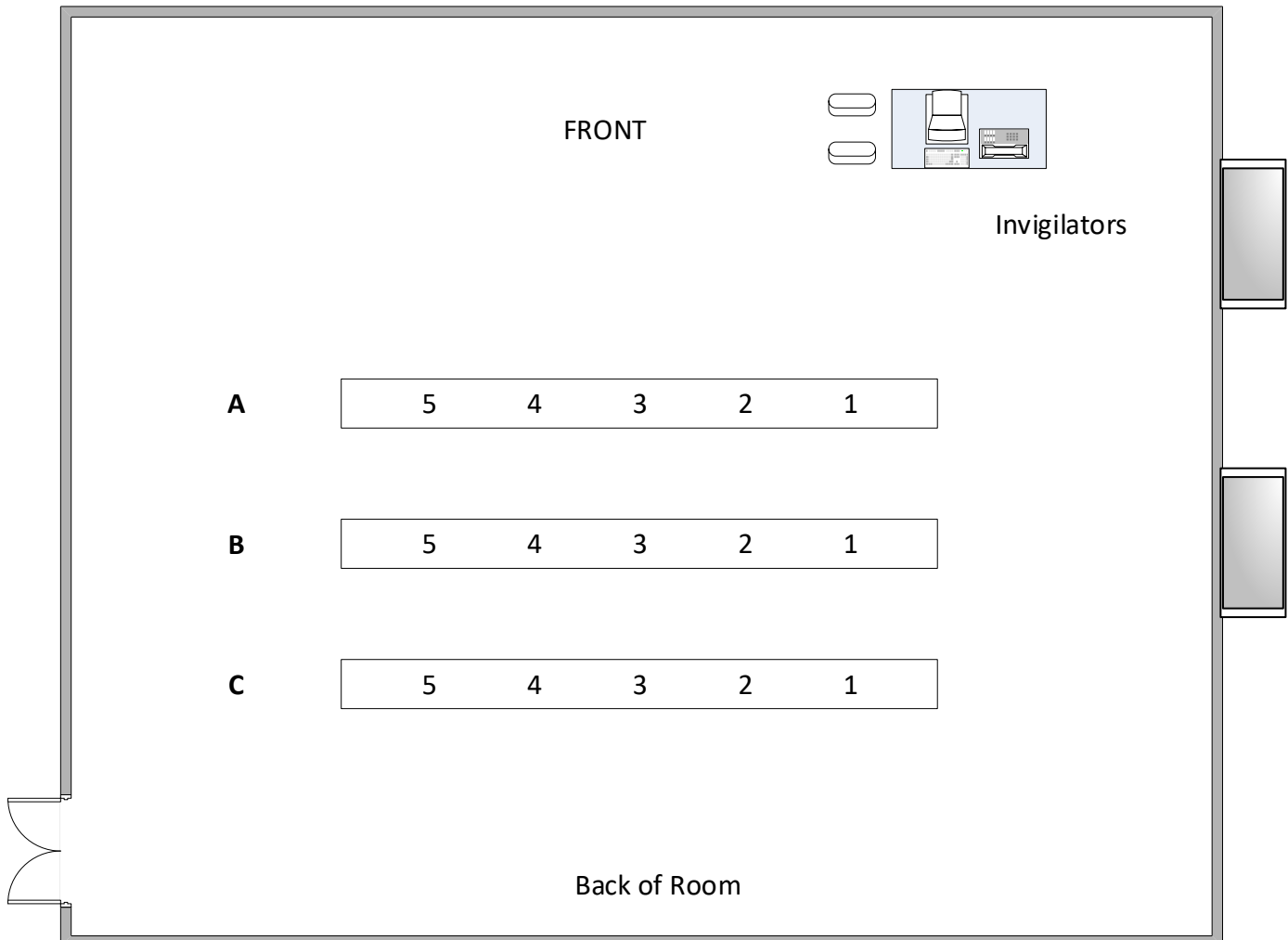
Building 100/8009 (Z)



Building 100/8009 (Z) - Max capacity 10

Level –	Level 8
Toilets –	Exit room, turn right to corridor by lifts, at the end of the corridor turn left
Telephone –	Radio
Lighting –	Switch on wall (by door), rocker switch, press up for on and down for off
Ventilation –	Centrally controlled
Layout -	Flat
Invigilation -	2 members of staff

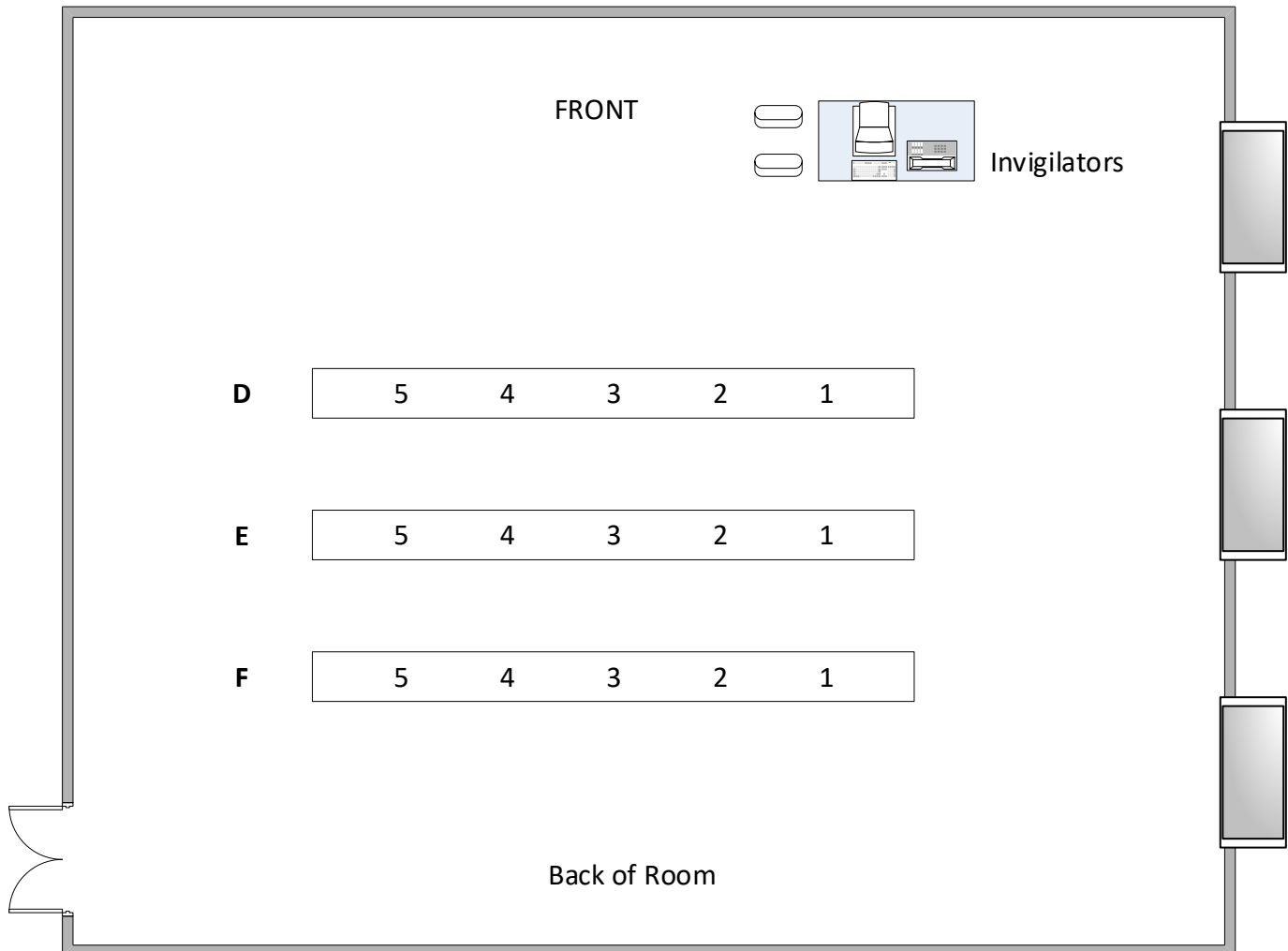
Building 100/8011 (Z)



Building 100/8011 (Z) - Max capacity 15

- Level – Level 8
- Toilets – Exit room, turn right to corridor by lifts, at the end of the corridor turn left
- Telephone – Radio
- Lighting – Switch on wall (by door), rocker switch, press up for on and down for off
- Ventilation – Centrally controlled
- Layout - Flat
- Invigilation - 2 members of staff

Building 100/8013 (Z)



Building 100/8013 (Z) - Max capacity 15

- Level – Level 8
- Toilets – Exit room, turn right to corridor by lifts, at the end of the corridor turn left
- Telephone – Radio
- Lighting – Switch on wall (by door), rocker switch, press up for on and down for off
- Ventilation – Centrally controlled
- Layout - Flat
- Invigilation - 2 members of staff